



Club Health Assessment for District 20 N through January 2011

			Status		Membership						Reports					Finance		LCIF			
Club Number	Club Name	Charter Date	Current Status *	Number of Times on Status Quo within 2 years	Current Member Count	YTD Members Added	YTD Members Dropped	YTD Net Growth	YTD Net Growth%	Member Count 12 Months Ago	Avg. length of service for dropped members	Months Since Last MMR ***	Yrs. Since Last Officer Report	President Rotation	No Active Email **	Months Since Last Activity Report ***	Account Balance	Donations for current Fiscal Year			
					If below 15 members appears in red				If net loss is greater than 20% appears in red			If no report in 3 months appears in red		When more than one year appears in red		Notes the officers that do not have an active Email		If no report in 12 months appears in red			
Clubs less than two years old																					
105675	LEWISTON COMMUNITY	06/03/2009	Active		23	2	0	2	9.52%	35		1		Same			2				
Clubs more than two years old																					
8009	AKRON	10/18/1944	Active		50	0	6	-6	-10.71%	56	15	5		New	P,M		N/R				
8010	ALDEN	02/23/1966	Active		31	0	0	0	0.00%	29		7		Same			3				
8029	AMHERST	04/30/1952	Active		32	9	2	7	28.00%	26	3	0		Same			7				
8012	ARCADE	12/09/1941	Active		27	1	0	1	3.85%	27		1		Same			8				
8013	BARKER	02/04/1947	Active		47	0	4	-4	-7.84%	49	17	1		New	P,M		0				
8014	BLASDELL WOODLAWN	06/28/1953	Active		12	0	0	0	0.00%	12		0		Same	T,M		6				
8015	BOSTON	02/26/1969	Active		19	1	0	1	5.56%	16		0		Same	P,S,T,M		N/R				
8016	BUFFALO HOST	10/17/1921	Active		22	0	0	0	0.00%	24		1		Same	T,M		4				
46277	BUFFALO INNERCITY	06/12/1986	Active	1	12	1	1	0	0.00%	11	3	1		Same	P		2				
8019	BUFFALO KENSINGTON	01/07/1946	Active		34	1	0	1	3.03%	33		0		New			54				
102562	BUFFALO LATINO	06/27/2008	Active		14	0	0	0	0.00%	18		10	1	None			N/A				
8020	BUFFALO RIVERSIDE	06/24/1929	Active		16	0	0	0	0.00%	16		5		New	T,M		5				
8023	CHEEKTOWAGA	07/23/1952	Active		24	0	0	0	0.00%	29		0		Same	P,S,M		0	90+ Days			
8024	CLARENCE	04/17/1947	Active		34	1	3	-2	-5.56%	37	9	1		New			4		\$50.00		
8026	DEPEW	04/12/1967	Active		11	0	1	-1	-8.33%	16	6	0		New	M		0				
8027	DUNKIRK-FREDONIA	08/25/1941	Active		52	3	4	-1	-1.89%	53	8	0		Same	T		0		\$150.00		
8028	EAST AURORA	08/23/1946	Active		24	0	2	-2	-7.69%	26	9	0		Same	P,T,M		0				
8011	EVANS TOWNSHIP L C	01/31/1946	Active		28	2	2	0	0.00%	30	5	0		New	P		7				
8031	FALCONER	05/18/1951	Active		11	0	1	-1	-8.33%	12	58	0	1	None			N/A				
48469	FRANKLINVILLE MACHIAS	04/20/1988	Active		12	0	0	0	0.00%	14		0		Same	P,S,M		9				
8032	FREWSBURG	05/10/1945	Active		33	1	3	-2	-5.71%	33	18	0		New	M		0				
8033	GASPORT	05/16/1951	Active		44	0	2	-2	-4.35%	46	5	1		New			1				
8034	GERRY	08/15/1947	Active		5	0	0	0	0.00%	5		0		New	T,M		7				




Club Health Assessment for District 20 N through January 2011

			Status		Membership						Reports					Finance		LCIF
Club Number	Club Name	Charter Date	Current Status *	Number of Times on Status Quo within 2 years	Current Member Count	YTD Members Added	YTD Members Dropped	YTD Net Growth	YTD Net Growth%	Member Count 12 Months Ago	Avg. length of service for dropped members	Months Since Last MMR ***	Yrs. Since Last Officer Report	President Rotation	No Active Email **	Months Since Last Activity Report ***	Account Balance	Donations for current Fiscal Year
					If below 15 members appears in red				If net loss is greater than 20% appears in red			If no report in 3 months appears in red	When more than one year appears in red		Notes the officers that do not have an active Email	If no report in 12 months appears in red		
8035	GOWANDA	11/04/1959	Active		27	1	3	-2	-6.90%	26	23	0		Same	P,M	0		
8036	GRAND ISLAND	10/24/1956	Active		39	0	3	-3	-7.14%	39	2	1		New	P,S,T,M	1		\$1070.00
8038	JAMESTOWN	06/06/1922	Active		34	2	0	2	6.25%	35		0		Same		0		
8039	KENMORE	05/08/1929	Active		43	1	2	-1	-2.27%	43	13	0		New	M	1		
8041	LANCASTER	07/29/1952	Active		52	2	0	2	4.00%	51		1		Same	M	2		
34168	LITTLE VALLEY	06/28/1977	Active		31	0	2	-2	-6.06%	35	29	5		New		6	90+ Days	\$50.00
8043	LOCKPORT	10/03/1939	Active		31	4	2	2	6.90%	31	5	0		New		3		
8044	MAYVILLE CHAUTAUQUA	03/28/1947	Active		16	0	0	0	0.00%	17		2		Same		2		
8045	NEWFANE	10/22/1941	Active		66	0	0	0	0.00%	63		0		New	P,T,M	7		
8046	NIAGARA FALLS	05/29/1923	Active		9	0	0	0	0.00%	9		44	1	None		N/A	90+ Days	
8048	OLCOTT	07/01/1958	Active		21	0	4	-4	-16.00%	25	5	2		Same	T	37	90+ Days	
8049	OLEAN	11/20/1952	Active		28	0	0	0	0.00%	28		16	1	None		N/A		
8050	ORCHARD PARK	09/19/1944	Active		61	1	2	-1	-1.61%	62	19	0		New	P,T,M	0		
8051	PENDLETON	02/10/1969	Active		34	3	1	2	6.25%	32	7	0		New		0		
8052	PINE VALLEY	10/30/1947	Active		8	0	0	0	0.00%	10		0		Same		7		
8053	PORTVILLE	06/28/1973	Active		14	1	2	-1	-6.67%	18	11	0		New	T,M	16		
8054	RANDOLPH	10/24/1938	Active		42	4	3	1	2.44%	42	25	0		New		0		
8055	RANSOMVILLE	03/29/1955	Active		10	0	0	0	0.00%	10		21	1	None		N/A		
8056	SALAMANCA	12/30/1954	Active		20	3	3	0	0.00%	19	21	0		New	M	0		
8058	SHERIDAN DRIVE	10/20/1952	Active		21	1	0	1	5.00%	19		1		New		N/R		\$1000.00
8059	SHERMAN	09/22/1959	Active		14	0	0	0	0.00%	14		1		Same		25		
8021	SOUTH BUFFALO-LACKAWANNA	07/30/1929	Active		30	4	3	1	3.45%	34	20	1		New	P	13		
8060	SPRINGVILLE	09/27/1946	Active		42	0	0	0	0.00%	42		0		New	P,M	0		
8061	THE TONAWANDAS	09/21/1945	Active		17	2	0	2	13.33%	17		0		Same	S,M	7	90+ Days	
8037	TOWN OF HAMBURG	11/19/1941	Active		27	1	0	1	3.85%	28		0		New	P,M	5		\$20.00
8062	TOWN OF NIAGARA	02/18/1953	Active		33	1	2	-1	-2.94%	33	8	0		New	P,T,M	0		



Club Health Assessment for District 20 N through January 2011

				Status				Membership					Reports					Finance		LCIF	
Club Number	Club Name	Charter Date		Current Status *	Number of Times on Status Quo within 2 years		Current Member Count	YTD Members Added	YTD Members Dropped	YTD Net Growth	YTD Net Growth%	Member Count 12 Months Ago	Avg. length of service for dropped members	Months Since Last MMR ***	Yrs. Since Last Officer Report	President Rotation	No Active Email **	Months Since Last Activity Report ***	Account Balance	Donations for current Fiscal Year	
							If below 15 members appears in red				If net loss is greater than 20% appears in red			If no report in 3 months appears in red	When more than one year appears in red		Notes the officers that do not have an active Email	If no report in 12 months appears in red			
8063	TOWN OF WHEATFIELD L C	10/09/1973		Active			22	1	0	1	4.76%	21		2		New	P,M	2			
8064	WEST SENECA	01/27/1953		Active			88	4	1	3	3.53%	84	16	0		New	P,T	2		\$15.00	
8065	WILLIAMSVILLE	03/27/1952		Cancelled(6)	1		0	0	15	-15	-100.00%	16	16	4		None		N/A			
8066	WILSON	10/24/1941		Active			45	13	0	13	40.63%	49		0		Same	T	0			
8067	YOUNGSTOWN	08/17/1948		Active			47	3	5	-2	-4.08%	44	3	2		Same	P	3			
Current Total Clubs Count	YTD New Clubs Count	YTD Cancelled Clubs Count	YTD Net Club Gain	Current Total Members Count	YTD Add	YTD Drop	YTD Net Growth	YTD Net Growth %	Member Count 12 Months Ago	Average Member Count Per Club	% of Clubs with less than 20 members	% No MMR in 3 Months	% No Officer Report in 12 Months	% of Clubs with balance 90+ days	Number of Clubs in Status Quo	% Status Quo Clubs in Financial Suspension	Number of Cancelled Clubs	Average Cancelled Club Age	Members Lost Due to Cancellation	% of Clubs Cancelled for Non-Financial Reasons	
54	0	1	-1	1,589	74	84	-10	-0.63%	1,649	29	30%	15%	9%	9%	0	0%	1	59	0	100%	

* - Cancellation Reasons: 1-Objectives/conduct, 2-Non-active club, 5-Non-existing club, 6-Disbanding, 7-Merger, 8-Financial Suspension, 9-District/Multiple District Dues.

** - Abbreviation: P-President, S-Secretary, T-Treasurer, M-Member Chairperson.

***- Abbreviation: N/R - Not reported through the WMMR. Reports submitted using other methods are not reflected.



Club Health Assessment for District 20 E1 through January 2011

			Status		Membership						Reports					Finance		LCIF
Club Number	Club Name	Charter Date	Current Status *	Number of Times on Status Quo within 2 years	Current Member Count	YTD Members Added	YTD Members Dropped	YTD Net Growth	YTD Net Growth%	Member Count 12 Months Ago	Avg. length of service for dropped members	Months Since Last MMR ***	Yrs. Since Last Officer Report	President Rotation	No Active Email **	Months Since Last Activity Report ***	Account Balance	Donations for current Fiscal Year
					If below 15 members appears in red				If net loss is greater than 20% appears in red			If no report in 3 months appears in red	When more than one year appears in red		Notes the officers that do not have an active Email	If no report in 12 months appears in red		
Clubs more than two years old																		
8068	ALBION	08/19/1924	Active		24	0	0	0	0.00%	26		0		Same	M	0		
8069	ALFRED	02/20/1966	Active		39	0	3	-3	-7.14%	40	14	0		New	M	10		\$130.00
8071	ANDOVER	11/24/1971	Active		53	2	2	0	0.00%	53	15	0		New		0	90+ Days	\$20.00
8072	ANGELICA	06/10/1969	Active		25	2	6	-4	-13.79%	29	10	0		New	T,M	2		\$20.00
8073	ATTICA	04/13/1951	Active		70	2	2	0	0.00%	70	15	0		Same	P	0		
8074	AVON	04/24/1953	Active		66	3	3	0	0.00%	67	35	0		New		1		
8075	BATAVIA	04/08/1946	Active		51	2	3	-1	-1.92%	51	18	0		New	M	0		\$20.00
45359	BELFAST	09/30/1985	Active		45	1	0	1	2.27%	43		2		Same	P,T,M	10		\$25.00
8076	BOLIVAR	03/31/1970	Active		27	0	3	-3	-10.00%	31	7	0		Same		2		
8078	BROCKPORT	01/31/1951	Active		52	3	1	2	4.00%	47	2	0		New		0		\$629.50
8079	CALEDONIA MUMFORD	09/09/1929	Active		23	2	0	2	9.52%	23		0		Same	M	N/R		
8080	CANASERAGA	04/30/1953	Active		18	0	0	0	0.00%	18		2		New	T,M	N/R		
8081	CHILI	09/09/1964	Active		28	0	1	-1	-3.45%	30	1	0		New	P,T	0		\$1020.00
8082	CHURCHVILLE	10/30/1950	Active		81	5	3	2	2.53%	79	1	0		Same	P,M	7		\$350.00
60700	CLARENDON	04/27/1998	Active		29	1	1	0	0.00%	26	2	3		Same		67		
44518	CUBA	01/25/1985	Active		31	0	3	-3	-8.82%	36	10	0		New	M	0		
8083	DANSVILLE	10/17/1941	Active		50	2	4	-2	-3.85%	51	3	0		New		0		
8085	FAIRPORT	08/17/1949	Active		45	7	1	6	15.38%	39	17	0		New	M	0		\$100.00
8086	GATES	06/28/1950	Active		35	2	1	1	2.94%	34	6	0		New		0	90+ Days	\$1000.00
63932	GREECE RIDGE	01/23/2001	Active		17	0	0	0	0.00%	17		8		New		8		
43612	HAMLIN	03/19/1984	Active		55	1	1	0	0.00%	51	22	0		Same		2		
8088	HILTON	11/09/1967	Active		27	1	3	-2	-6.90%	30	15	0		New		0		\$30.00
8090	IRONDEQUOIT	06/05/1950	Active		21	0	1	-1	-4.55%	21	2	0		Same	M	12		
30149	KENDALL	01/28/1975	Active		83	1	3	-2	-2.35%	88	25	1		New		1		
8093	LYNDONVILLE	08/22/1951	Active		44	5	2	3	7.32%	40	17	0		New		7		



Club Health Assessment for District 20 E1 through January 2011

				Status		Membership							Reports					Finance		LCIF
Club Number	Club Name	Charter Date	Number of Times on Status Quo within 2 years		Current Status *	Current Member Count	YTD Members Added	YTD Members Dropped	YTD Net Growth	YTD Net Growth%	Member Count 12 Months Ago	Avg. length of service for dropped members	Months Since Last MMR ***	Yrs. Since Last Officer Report	President Rotation	No Active Email **	Months Since Last Activity Report ***	Account Balance	Donations for current Fiscal Year	
8094	MAPLE CITY L C	04/23/1969	Active			29	3	2	1	3.57%	28	4	0		Same	S,T,M	N/R		\$20.00	
8095	MEDINA	09/19/1935	Active			54	2	1	1	1.89%	50	3	0		New		0			
8096	MT MORRIS	05/08/1967	Active			6	0	0	0	0.00%	6		3		Same	P,M	8			
8097	OAKFIELD ALABAMA	06/28/1951	Active			27	0	3	-3	-10.00%	30	17	2		Same	P,S,T	2			
8098	PENFIELD	11/24/1958	Cancelled(6)	1		0	0	0	0	0.00%	17		4	1	None		N/A			
8099	ROCHESTER DOWNTOWN HOST	09/02/1921	Active			8	0	0	0	0.00%	8		7		Same		9			
8100	ROCHESTER NORTHSIDE	06/25/1930	Active			12	2	1	1	9.09%	12	26	0		New	T	N/R			
36100	RUSH	10/27/1978	Active			18	0	1	-1	-5.26%	17	16	0		Same	M	4			
35301	SCIO	03/27/1978	Active			31	0	0	0	0.00%	31		0		New	T	2			
8102	SCOTTSVILLE	01/10/1957	Active			26	0	0	0	0.00%	26		1		New		1			
8101	SPENCERPORT	01/25/1956	Active			21	0	2	-2	-8.70%	22	5	0		Same		20			
62894	THE COLLEGE OF BROCKPORT	03/21/2000	Active			13	5	5	0	0.00%	21	1	1		New		7			
8103	VARYSBURG	05/03/1971	Active			30	0	1	-1	-3.23%	31	5	0		New	P,T,M	0		\$150.00	
8144	WALWORTH	04/25/1972	Active			38	0	0	0	0.00%	36		5		Same		12		\$50.00	
8104	WAYLAND	11/29/1954	Active			21	0	0	0	0.00%	22		2		Same	M	0			
8105	WEBSTER	03/27/1950	Active			37	1	4	-3	-7.50%	36	11	0		New		12			
8106	WELLSVILLE	01/08/1942	Active			80	3	3	0	0.00%	81	9	0		New		5		\$4020.00	
Current Total Clubs Count	YTD New Clubs Count	YTD Cancelled Clubs Count	YTD Net Club Gain	Current Total Members Count	YTD Add	YTD Drop	YTD Net Growth	YTD Net Growth %	Member Count 12 Months Ago	Average Member Count Per Club	% of Clubs with less than 20 members	% No MMR in 3 Months	% No Officer Report in 12 Months	% of Clubs with balance 90+ days	Number of Clubs in Status Quo	% Status Quo Clubs in Financial Suspension	Number of Cancelled Clubs	Average Cancelled Club Age	Members Lost Due to Cancellation	% of Clubs Cancelled for Non-Financial Reasons
41	0	1	-1	1,490	58	70	-12	-0.80%	1,514	36	17%	12%	0%	5%	0	0%	1	52	0	100%

* - Cancellation Reasons: 1-Objectives/conduct, 2-Non-active club, 5-Non-existing club, 6-Disbanding, 7-Merger, 8-Financial Suspension, 9-District/Multiple District Dues.

** - Abbreviation: P-President, S-Secretary, T-Treasurer, M-Member Chairperson.

***- Abbreviation: N/R - Not reported through the WMMR. Reports submitted using other methods are not reflected.



Club Health Assessment for District 20 E2 through January 2011

			Status		Membership						Reports					Finance		LCIF
Club Number	Club Name	Charter Date	Current Status *	Number of Times on Status Quo within 2 years	Current Member Count	YTD Members Added	YTD Members Dropped	YTD Net Growth	YTD Net Growth%	Member Count 12 Months Ago	Avg. length of service for dropped members	Months Since Last MMR ***	Yrs. Since Last Officer Report	President Rotation	No Active Email **	Months Since Last Activity Report ***	Account Balance	Donations for current Fiscal Year
					If below 15 members appears in red				If net loss is greater than 20% appears in red			If no report in 3 months appears in red	When more than one year appears in red		Notes the officers that do not have an active Email	If no report in 12 months appears in red		
Clubs more than two years old																		
8107	APALACHIN	02/08/1956	Active		54	1	1	0	0.00%	51	15	0		New		2		\$100.00
8109	AUBURN	02/25/1947	Active		6	0	3	-3	-33.33%	9	16	0		Same		0		
8110	AVOCA WALLACE	07/03/1951	Active		18	2	2	0	0.00%	18	5	2		Same	P,T,M	13		
8111	BATH	11/17/1941	Active		9	1	2	-1	-10.00%	10	16	0		Same	P,T	0		
8112	BIG FLATS	02/09/1970	Active		35	3	5	-2	-5.41%	37	9	0		New		0		\$500.00
8119	BLOOMFIELD	06/28/1949	Active		29	1	0	1	3.57%	28		0		New	T,M	0		
8113	CAMPBELL	07/24/1951	Active		23	3	4	-1	-4.17%	23	5	0		New	M	9		\$150.00
32317	CANANDAIGUA	05/28/1976	Active		19	1	3	-2	-9.52%	19	2	0		Same		0		\$1000.00
8114	CATO MERIDIAN L C	05/30/1972	Active		14	0	3	-3	-17.65%	17	9	2		New	M	N/R		
8116	CLYDE	12/27/1948	Active		20	0	0	0	0.00%	20		3		Same	P,T	N/R		
8117	COHOCTON	10/20/1954	Active		47	4	2	2	4.44%	45	22	2		New	P,T,M	2		
8118	CORNING	09/09/1925	Active		55	1	1	0	0.00%	53	15	0		New		0		\$16.67
8120	ELMIRA	11/12/1924	Active		17	0	2	-2	-10.53%	19	2	1		Same		13		
61972	GENEVA	05/24/1999	Active		6	0	2	-2	-25.00%	8	9	0		Same	M	2		
8122	HORSEHEADS	12/10/1952	Active		6	1	1	0	0.00%	6	5	0		Same	S,T,M	0		\$390.00
50446	HORSEHEADS SOUTHERN TIER RETIR	04/25/1990	Active		37	3	0	3	8.82%	30		1		New	P,S,M	N/R		
8123	ITHACA	05/23/1951	Active		36	4	2	2	5.88%	35	6	0		New		0		
8124	LANSING	04/03/1961	Active		46	1	1	0	0.00%	46	8	0		New	P	0		
62794	MANCHESTER-SHORTSVILLE	02/21/2000	Active		26	2	1	1	4.00%	23	2	0		Same		0		\$150.00
8128	NEWFIELD	01/25/1971	Active	1	13	0	0	0	0.00%	17		1		Same		N/R		
8129	NORTH ROSE	04/23/1958	Active		19	1	0	1	5.56%	18		1		New		0		
8130	ODESSA	02/26/1953	Active		17	0	1	-1	-5.56%	18	18	0		New	T,M	25		
8131	OVID WILLARD	06/13/1951	Active		48	1	8	-7	-12.73%	55	6	0		New		0		\$500.00
8132	OWEGO	11/14/1951	Active		20	0	0	0	0.00%	20		1		New		0		
49500	PAINTED POST	05/15/1989	Active		13	0	0	0	0.00%	13		0		Same		0		



Club Health Assessment for District 20 E2 through January 2011

				Status		Membership							Reports					Finance		LCIF	
Club Number	Club Name	Charter Date	Number of Times on Status Quo within 2 years		Current Member Count	YTD Members Added	YTD Members Dropped	YTD Net Growth	YTD Net Growth%	Member Count 12 Months Ago	Avg. length of service for dropped members	Months Since Last MMR ***	Yrs. Since Last Officer Report	President Rotation	No Active Email **	Months Since Last Activity Report ***	Account Balance	Donations for current Fiscal Year			
			Current Status *																		
					If below 15 members appears in red				If net loss is greater than 20% appears in red			If no report in 3 months appears in red		When more than one year appears in red		Notes the officers that do not have an active Email		If no report in 12 months appears in red			
8133	PALMYRA-MACEDON PAL-MAC	05/20/1958	Active		43	7	3	4	10.26%	40	8	0		Same			0				
8134	PENN YAN	05/26/1969	Active		92	4	0	4	4.55%	85		0		New			0				
8135	PHELPS	10/24/1956	Active		20	0	0	0	0.00%	19		1		New			0				
8137	RUSHVILLE	03/30/1953	Active		29	1	2	-1	-3.33%	29	16	1		New			0				
8139	SODUS	10/31/1972	Active		31	1	0	1	3.33%	30		0		New			0				
43467	SPENCER & CANDOR	02/06/1984	Active		22	3	3	0	0.00%	21	15	4		New			9				
28175	TIOGA-NICHOLS	03/22/1974	Active		29	2	1	1	3.57%	28	11	3		Same			0			\$50.00	
46011	TRUMANSBURG	04/14/1986	Active		15	2	0	2	15.38%	11		0		Same	M		0				
8141	TWIN CITIES	09/05/1935	Active		19	0	0	0	0.00%	19		0		New	T		0				
8142	UNION SPRINGS	09/18/1957	Active		51	5	2	3	6.25%	49	4	3		Same			42				
8143	VICTOR	02/05/1940	Active		38	1	3	-2	-5.00%	39	9	1		New			0				
8145	WATERLOO	01/28/1947	Active		43	2	3	-1	-2.27%	43	13	0		New			0				
48255	WATKINS GLEN-MONTOUR FALLS	03/14/1988	Active		61	5	1	4	7.02%	60	2	0		New			0			\$500.00	
8147	WAVERLY	01/28/1930	Active		17	2	0	2	13.33%	15		0		New	P,T,M		N/R				
8148	WEEDSPORT	05/28/1948	Active		32	0	0	0	0.00%	29		0		Same	T,M		0				
8149	WOLCOTT	05/08/1953	Active		39	0	3	-3	-7.14%	44	2	0		New	T		0				
Current Total Clubs Count	YTD New Clubs Count	YTD Cancelled Clubs Count	YTD Net Club Gain	Current Total Members Count	YTD Add	YTD Drop	YTD Net Growth	YTD Net Growth %	Member Count 12 Months Ago	Average Member Count Per Club	% of Clubs with less than 20 members	% No MMR in 3 Months	% No Officer Report in 12 Months	% of Clubs with balance 90+ days	Number of Clubs in Status Quo	% Status Quo Clubs in Financial Suspension	Number of Cancelled Clubs	Average Cancelled Club Age	Members Lost Due to Cancellation	% of Clubs Cancelled for Non-Financial Reasons	
41	0	0	0	1,214	65	65	0	0.00%	1,199	30	37%	10%	0%	0%	0	0%	0	0	0	0%	

* - Cancellation Reasons: 1-Objectives/conduct, 2-Non-active club, 5-Non-existing club, 6-Disbanding, 7-Merger, 8-Financial Suspension, 9-District/Multiple District Dues.

** - Abbreviation: P-President, S-Secretary, T-Treasurer, M-Member Chairperson.

***- Abbreviation: N/R - Not reported through the WMMR. Reports submitted using other methods are not reflected.



Club Health Assessment for District 20 W through January 2011

			Status		Membership						Reports					Finance		LCIF
Club Number	Club Name	Charter Date	Current Status *	Number of Times on Status Quo within 2 years	Current Member Count	YTD Members Added	YTD Members Dropped	YTD Net Growth	YTD Net Growth%	Member Count 12 Months Ago	Avg. length of service for dropped members	Months Since Last MMR ***	Yrs. Since Last Officer Report	President Rotation	No Active Email **	Months Since Last Activity Report ***	Account Balance	Donations for current Fiscal Year
					If below 15 members appears in red				If net loss is greater than 20% appears in red			If no report in 3 months appears in red	When more than one year appears in red		Notes the officers that do not have an active Email	If no report in 12 months appears in red		
Clubs more than two years old																		
44952	BEEKMANTOWN	05/28/1985	Active		27	0	0	0	0.00%	27		0		Same	P	5		
8150	CANTON	10/21/1935	Active		17	0	5	-5	-22.73%	21	14	1		New	P	1		
8151	CAPE VINCENT	02/15/1971	Active		43	0	0	0	0.00%	39		1		Same	T	1		
8152	CARTHAGE	09/16/1940	Active		46	2	5	-3	-6.12%	48	15	1		Same	M	61		
8153	CHAZY	10/03/1956	Active		58	1	0	1	1.75%	60		1		New	P,M	1		
8154	CLAYTON	10/31/1955	Active		33	2	3	-1	-2.94%	33	17	0		New	P,T	1		
8155	CLIFTON FINE	11/22/1948	Active		37	0	1	-1	-2.63%	40	4	8		New	P,S	8		
8156	CROGHAN	12/19/1958	Active		21	0	0	0	0.00%	22		0		Same	P,M	0		\$260.00
8158	EDWARDS	12/11/1961	Active		22	0	0	0	0.00%	24		1		Same	S,M	0		
8160	GOUVERNEUR	10/31/1935	Active		47	7	3	4	9.30%	43	4	0		New	P	0	90+ Days	
8161	HEUVELTON	04/18/1972	Active		22	1	3	-2	-8.33%	24	3	0		Same	T	1		
8159	INDIAN RIVER L C	09/24/1955	Active		14	0	2	-2	-12.50%	16	32	2		New	P,M	18		
8164	LAKE PLACID	08/18/1939	Active		34	0	0	0	0.00%	34		1		New	P	0		\$500.00
67378	LISBON	02/28/2003	Active		18	4	2	2	12.50%	16	7	4		Same		51		
8165	LONG LAKE	09/11/1957	Active		23	5	1	4	21.05%	20	10	1		Same	P,S,T,M	1		
39682	LOUISVILLE	04/15/1981	Active		12	0	0	0	0.00%	12		17		New	P	45		
8166	LOWVILLE	10/10/1955	Active		52	0	0	0	0.00%	52		19		Same	P,T	N/R		
8168	MALONE	10/24/1949	Active		31	1	7	-6	-16.22%	36	9	2		New	M	2		\$1000.00
8169	MASSENA	10/21/1935	Active		25	2	7	-5	-16.67%	31	6	0		New	M	0		
8171	NEWCOMB	01/25/1966	Active		36	1	3	-2	-5.26%	38	19	0		Same	P	19		
8172	NORFOLK	04/18/1950	Active		24	1	13	-12	-33.33%	36	1	0		New	S	0		\$50.00
8173	OGDENSBURG	10/27/1955	Active		62	2	1	1	1.64%	65	22	1		New	T,M	42		\$1000.00
8174	PERU	01/23/1945	Active		37	1	2	-1	-2.63%	38	7	0		Same		40		\$25.00
8175	PLATTSBURGH	09/25/1939	Active		36	3	1	2	5.88%	35	13	3		New	T	9		\$25.00
8176	POTSDAM	09/25/1936	Active		31	2	1	1	3.33%	29	15	1		New	T	7	90+ Days	



Club Health Assessment for District 20 W through January 2011

			Status		Membership							Reports					Finance		LCIF	
Club Number	Club Name	Charter Date	Current Status *	Number of Times on Status Quo within 2 years	Current Member Count	YTD Members Added	YTD Members Dropped	YTD Net Growth	YTD Net Growth%	Member Count 12 Months Ago	Avg. length of service for dropped members	Months Since Last MMR ***	Yrs. Since Last Officer Report	President Rotation	No Active Email **	Months Since Last Activity Report ***	Account Balance	Donations for current Fiscal Year		
					If below 15 members appears in red				If net loss is greater than 20% appears in red			If no report in 3 months appears in red		When more than one year appears in red		Notes the officers that do not have an active Email		If no report in 12 months appears in red		
82910	QUAD TOWN	06/28/2004	Active		23	1	1	0	0.00%	22	6	0		Same			0	90+ Days		
8178	SARANAC LAKE	08/30/1939	Active		13	0	0	0	0.00%	13		4		Same			12			
8179	SOUTH JEFFERSON	11/02/1950	Active		26	0	4	-4	-13.33%	30	12	0		New			0			
8167	SOUTH LEWIS L C	04/10/1947	Active		25	0	0	0	0.00%	25		8		New			9			
8181	TOWN OF BROWNVILLE	11/19/1958	Active		10	0	0	0	0.00%	13		5		Same	P		9			
29453	TOWN OF LYME	06/18/1974	Active		16	0	0	0	0.00%	16		9		Same	T		N/R			
8183	TOWN OF SCHROON	10/09/1957	Active		42	5	4	1	2.44%	37	6	0		New			0			
8184	TUPPER LAKE	08/12/1935	Active		29	0	0	0	0.00%	28		7		Same			N/R			
8186	WATERTOWN	08/12/1938	Active		12	6	1	5	71.43%	6	41	3		New	T,M		33	90+ Days		
Current Total Clubs Count	YTD New Clubs Count	YTD Cancelled Clubs Count	YTD Net Club Gain	Current Total Members Count	YTD Add	YTD Drop	YTD Net Growth	YTD Net Growth %	Member Count 12 Months Ago	Average Member Count Per Club	% of Clubs with less than 20 members	% No MMR in 3 Months	% No Officer Report in 12 Months	% of Clubs with balance 90+ days	Number of Clubs in Status Quo	% Status Quo Clubs in Financial Suspension	Number of Cancelled Clubs	Average Cancelled Club Age	Members Lost Due to Cancellation	% of Clubs Cancelled for Non-Financial Reasons
34	0	0	0	1,004	47	70	-23	-2.24%	1,029	30	24%	32%	0%	12%	0	0%	0	0	0	0%

* - Cancellation Reasons: 1-Objectives/conduct, 2-Non-active club, 5-Non-existing club, 6-Disbanding, 7-Merger, 8-Financial Suspension, 9-District/Multiple District Dues.

** - Abbreviation: P-President, S-Secretary, T-Treasurer, M-Member Chairperson.

***- Abbreviation: N/R - Not reported through the WMMR. Reports submitted using other methods are not reflected.



Club Health Assessment for District 20 Y1 through January 2011

			Status		Membership							Reports					Finance		LCIF
Club Number	Club Name	Charter Date	Current Status *	Number of Times on Status Quo within 2 years	Current Member Count	YTD Members Added	YTD Members Dropped	YTD Net Growth	YTD Net Growth%	Member Count 12 Months Ago	Avg. length of service for dropped members	Months Since Last MMR ***	Yrs. Since Last Officer Report	President Rotation	No Active Email **	Months Since Last Activity Report ***	Account Balance	Donations for current Fiscal Year	
					If below 15 members appears in red				If net loss is greater than 20% appears in red			If no report in 3 months appears in red	When more than one year appears in red		Notes the officers that do not have an active Email	If no report in 12 months appears in red			
Clubs more than two years old																			
41155	BAINBRIDGE	04/05/1982	Active		30	2	0	2	7.14%	30		0		Same	P,T,M	19			
8187	BALDWINSVILLE	09/01/1948	Active		20	0	0	0	0.00%	20		0		New		N/R		\$90.00	
8188	BINGHAMTON	11/19/1924	Active		31	1	1	0	0.00%	31	50	1		New	P,M	1			
8189	BRIDGEPORT	03/15/1956	Active		13	0	3	-3	-18.75%	16	28	0		Same	P,M	13			
8191	CAMDEN	11/13/1963	Active		22	4	4	0	0.00%	22	21	0		New	T,M	0			
8192	CANASTOTA	11/10/1947	Active		41	3	3	0	0.00%	38	34	0		New	S,M	N/R		\$50.00	
8193	CAZENOVIA	04/17/1969	Active		24	9	0	9	60.00%	15		0		New		19			
8194	CENTRAL SQUARE	11/19/1948	Active		36	0	0	0	0.00%	34		6		Same	P,T,M	N/R			
8196	CHITTENANGO	12/15/1971	Active		44	1	0	1	2.33%	43		0		New		0		\$50.00	
8197	CICERO-MATTYDALE	09/24/1948	Active		20	1	3	-2	-9.09%	20	6	1		Same	T	3			
8199	COOPERSTOWN	12/08/1950	Active		44	4	1	3	7.32%	34	1	0		Same		16		\$1120.00	
8201	DEPOSIT	04/18/1955	Active		11	0	0	0	0.00%	10		7		Same	P	0			
8202	DOWNSVILLE	08/19/1954	Active		11	1	2	-1	-8.33%	12	13	0		None	S	N/R			
8203	EAST SYRACUSE	05/15/1937	Active		34	2	6	-4	-10.53%	37	2	3	1	None		N/R		\$20.00	
8204	ENDICOTT	09/14/1938	Active		17	0	3	-3	-15.00%	18	3	0		New	T	7			
8206	FREMONT	05/22/1957	Active		19	1	3	-2	-9.52%	27	11	0		None	T	44			
8207	FULTON	02/27/1953	Active		51	8	5	3	6.25%	58	15	0		New		0			
8208	GREENE	09/17/1951	Active		54	6	1	5	10.20%	50	6	0		New	P,S,M	N/R			
8209	HAMILTON	05/26/1954	Active		27	0	3	-3	-10.00%	28	4	2		Same	P	2			
8210	HOMER	06/08/1951	Active		19	0	0	0	0.00%	18		1		Same	P,T,M	N/R			
8211	JOHNSON CITY	08/28/1947	Active		31	0	3	-3	-8.82%	33	42	0		Same	T,M	18			
8212	JORDAN ELBRIDGE L C	05/18/1966	Active		25	0	4	-4	-13.79%	29	9	2		Same	S	55		\$30.00	
8213	KIRKWOOD	04/17/1961	Active		16	0	1	-1	-5.88%	17	2	0	1	None		N/A			
8215	MANLIUS	02/11/1947	Active		25	1	0	1	4.17%	25		1		New		N/R			
8216	MARATHON	07/12/1951	Active		24	0	2	-2	-7.69%	27	16	0		New	P,T,M	N/R			



Club Health Assessment for District 20 Y1 through January 2011

			Status		Membership						Reports					Finance		LCIF
Club Number	Club Name	Charter Date	Current Status *	Number of Times on Status Quo within 2 years	Current Member Count	YTD Members Added	YTD Members Dropped	YTD Net Growth	YTD Net Growth%	Member Count 12 Months Ago	Avg. length of service for dropped members	Months Since Last MMR ***	Yrs. Since Last Officer Report	President Rotation	No Active Email **	Months Since Last Activity Report ***	Account Balance	Donations for current Fiscal Year
					If below 15 members appears in red				If net loss is greater than 20% appears in red			If no report in 3 months appears in red	When more than one year appears in red		Notes the officers that do not have an active Email	If no report in 12 months appears in red		
8217	MARTISCO	02/09/1970	Active		27	0	4	-4	-12.90%	37	4	1		New	P	0		
8219	MC GRAW	02/24/1956	Active		29	0	0	0	0.00%	25		0		New	P,T,M	0		\$20.00
8220	MEXICO	04/01/1960	Active		18	0	2	-2	-10.00%	24	10	0		New	S,M	1		
8222	MORRISVILLE	10/08/1959	Active		27	2	2	0	0.00%	26	3	0		New	M	0		
8223	MOUNT UPTON	03/27/1951	Active		20	2	5	-3	-13.04%	22	11	2		New	P,T,M	N/R		
8225	NORTH SYRACUSE - LIVERPOOL	03/07/1956	Active		34	0	1	-1	-2.86%	36	5	0		New	P,S	0		\$25.00
30042	NORWICH	12/20/1974	Active		29	0	0	0	0.00%	31		0		Same	T,M	0		
8228	ONEIDA-SHERRILL	05/26/1952	Active		29	0	0	0	0.00%	33		1		Same	M	1		
8230	ONEONTA	07/14/1930	Active		17	0	1	-1	-5.56%	17	20	0		New	T,M	7		
8231	OSWEGO	01/31/1956	Active		31	0	2	-2	-6.06%	29	1	4		Same		9		\$1000.00
8232	OXFORD	02/28/1967	Active		38	0	4	-4	-9.52%	43	21	1		New	S,T,M	N/R		
8234	PHOENIX	01/25/1956	Active		21	6	1	5	31.25%	16	0	0		New	M	0	90+ Days	
8235	POMPEY	02/04/1965	Active		45	1	0	1	2.27%	45		1		New		1		
8236	PULASKI	11/16/1961	Active		14	0	1	-1	-6.67%	14	1	0		Same	T,M	N/R		
8237	RICHFIELD SPRINGS	11/25/1969	Active		41	0	2	-2	-4.65%	43	24	1		Same	P	N/R		
8239	ROME	10/21/1952	Active		28	1	1	0	0.00%	26	12	0		Same	T	0		\$120.00
8240	SHERBURNE	12/10/1968	Active		17	0	1	-1	-5.56%	14	4	1		New		N/R		
8241	SKANEATELES	07/25/1951	Active		21	0	0	0	0.00%	21		7		Same	M	10		\$83.33
8242	SOLVAY-GEDDES-CAMILLUS LC	04/20/1951	Active		26	1	0	1	4.00%	23		3		Same		0		
8244	SYRACUSE EASTWOOD	05/29/1947	Active		13	0	0	0	0.00%	14		0		Same	T,M	0		
8243	SYRACUSE HOST	04/04/1924	Active		26	0	2	-2	-7.14%	27	2	0		Same		N/R		\$20.00
53951	SYRACUSE NORTH SIDE	12/31/1992	Active		7	0	0	0	0.00%	7		8		New	P,S,T	N/R	90+ Days	
8250	WALTON	05/20/1964	Active		19	0	3	-3	-13.64%	22	12	2		New	P,S,T	13		
8251	WEST CORNERS	02/28/1962	Active		19	1	0	1	5.56%	19		0		New	P,M	32		\$250.00
8253	WINDSOR	09/25/1947	Active		36	1	0	1	2.86%	35		0		New		N/R		



Club Health Assessment for District 20 Y1 through January 2011

				Status					Membership					Reports				Finance		LCIF	
Club Number	Club Name	Charter Date	Number of Times on Status Quo within 2 years		Current Status *	Current Member Count	YTD Members Added	YTD Members Dropped	YTD Net Growth	YTD Net Growth%	Member Count 12 Months Ago	Avg. length of service for dropped members	Months Since Last MMR ***	Yrs. Since Last Officer Report	President Rotation	No Active Email **	Months Since Last Activity Report ***	Account Balance	Donations for current Fiscal Year		
						If below 15 members appears in red			If net loss is greater than 20% appears in red			If no report in 3 months appears in red		When more than one year appears in red		Notes the officers that do not have an active Email		If no report in 12 months appears in red			
Current Total Clubs Count	YTD New Clubs Count	YTD Cancelled Clubs Count	YTD Net Club Gain	Current Total Members Count	YTD Add	YTD Drop	YTD Net Growth	YTD Net %	Member Count 12 Months Ago	Average Member Count Per Club	% of Clubs with less than 20 members	% No MMR in 3 Months	% No Officer Report in 12 Months	% of Clubs with balance 90+ days	Number of Clubs in Status Quo	% Status Quo Clubs in Financial Suspension	Number of Cancelled Clubs	Average Cancelled Club Age	Members Lost Due to Cancellation	% of Clubs Cancelled for Non-Financial Reasons	
50	0	0	0	1,321	59	80	-21	-1.56%	1,341	26	30%	14%	4%	4%	0	0%	0	0	0	0%	


* - Cancellation Reasons: 1-Objectives/conduct, 2-Non-active club, 5-Non-existing club, 6-Disbanding, 7-Merger, 8-Financial Suspension, 9-District/Multiple District Dues.

** - Abbreviation: P-President, S-Secretary, T-Treasurer, M-Member Chairperson.

***- Abbreviation: N/R - Not reported through the WMMR. Reports submitted using other methods are not reflected.



Club Health Assessment for District 20 Y2 through January 2011

<div></div>			Status		Membership						Reports					Finance		LCIF
			Current Status *	Number of Times on Status Quo within 2 years	Current Member Count	YTD Members Added	YTD Members Dropped	YTD Net Growth	YTD Net Growth%	Member Count 12 Months Ago	Avg. length of service for dropped members	Months Since Last MMR ***	Yrs. Since Last Officer Report	President Rotation	No Active Email **	Months Since Last Activity Report ***	Account Balance	Donations for current Fiscal Year
Club Number	Club Name	Charter Date																
					If below 15 members appears in red				If net loss is greater than 20% appears in red			If no report in 3 months appears in red	When more than one year appears in red	Notes the officers that do not have an active Email	If no report in 12 months appears in red			
Clubs more than two years old																		
8295	ALBANY & TROY	09/30/1925	Active		44	2	2	0	0.00%	44	51	1		New		8	\$350.00	
8259	BALLSTON SPA	08/29/1949	Active		53	4	6	-2	-3.64%	54	9	0		New	T,M	2	\$16.67	
8260	BETHLEHEM	11/11/1954	Active		19	0	0	0	0.00%	21		2		New		1		
75996	BROADALBIN - PERTH	06/28/2003	Active		22	2	3	-1	-4.35%	23	1	3		Same	P	3		
8261	CAMBRIDGE	09/07/1934	Active		20	0	5	-5	-20.00%	23	11	2		New	M	N/R		
8262	CENTRAL MOHAWK VALLEY L C	12/01/1961	Active		27	0	1	-1	-3.57%	25	16	3		New		2	\$500.00	
8263	CLINTON	01/09/1958	Active		16	2	1	1	6.67%	14	10	0		Same	P	0	90+ Days	
8266	DEERFIELD	05/24/1956	Active		8	1	0	1	14.29%	9		6		Same	T	N/R		
8267	DUANE L C	06/16/1955	Active		32	0	0	0	0.00%	30		0		New	T	0	\$650.00	
39861	FONDA & FULTONVILLE	05/21/1981	Active		25	1	2	-1	-3.85%	27	29	0		Same	M	N/R		
8268	FORT EDWARD	11/09/1939	Active		28	0	0	0	0.00%	27		0		Same	M	0		
37671	GALWAY	11/16/1979	Active		69	12	4	8	13.11%	61	4	1		New	P	18		
8271	GLENS FALLS	10/31/1939	Active		41	2	5	-3	-6.82%	42	16	0		New	T	0	\$100.00	
8272	GLOVERSVILLE	10/16/1939	Active		32	2	6	-4	-11.11%	34	3	1		New	P,T,M	7		
8273	GRANVILLE	01/13/1960	Active		48	1	6	-5	-9.43%	55	17	0		New	S,M	1	\$2000.00	
8257	GREATER AMSTERDAM	09/19/1950	Active		10	2	2	0	0.00%	10	2	0		Same		N/R		
8284	GREATER RAVENA AREA	09/16/1959	Active		17	0	0	0	0.00%	15		0		Same	P,S,M	N/R		
8274	GREENWICH	01/28/1954	Active		50	0	0	0	0.00%	50		20		New	P	N/R		
8275	GUILDERLAND	01/09/1967	Active	1	13	0	5	-5	-27.78%	23	15	3		New	P	N/R	\$200.00	
8276	HADLEY LUZERNE	03/25/1947	Active		46	8	8	0	0.00%	40	1	0		New	P,T	0		
46507	HERKIMER	08/11/1986	Active		34	5	2	3	9.68%	31	11	0		Same		0		
8277	HOLLAND PATENT	06/12/1972	Active		27	0	2	-2	-6.90%	29	21	0		New	M	0		
8278	JOHNSTOWN	09/14/1961	Active		34	5	3	2	6.25%	32	4	0		Same	M	22	90+ Days	
8279	MECHANICVILLE-STILLWATE R L C	01/13/1942	Active		26	0	0	0	0.00%	28		2		Same		2		
8281	NEW HARTFORD	01/28/1948	Active		12	1	0	1	9.09%	11		5		New		5		



Club Health Assessment for District 20 Y2 through January 2011

				Status		Membership							Reports					Finance		LCIF	
Club Number	Club Name	Charter Date	Current Status *	Number of Times on Status Quo within 2 years	Current Member Count	YTD Members Added	YTD Members Dropped	YTD Net Growth	YTD Net Growth%	Member Count 12 Months Ago	Avg. length of service for dropped members	Months Since Last MMR ***	Yrs. Since Last Officer Report	President Rotation	No Active Email **	Months Since Last Activity Report ***	Account Balance	Donations for current Fiscal Year			
					If below 15 members appears in red			If net loss is greater than 20% appears in red				If no report in 3 months appears in red		When more than one year appears in red		Notes the officers that do not have an active Email		If no report in 12 months appears in red			
8282	NEW YORK MILLS WHITESTOWN	11/02/1961	Active		23	1	0	1	4.55%	24		0		New	P,T	0					
44953	NORTHVILLE SACANDAGA	05/09/1985	Active		27	0	2	-2	-6.90%	30	1	2		New	T	2					
8285	RICHMONDVILLE-COBLESKILL L L C	12/19/1963	Active		15	0	2	-2	-11.76%	18	1	2		Same	T	8					
8287	SARATOGA SPRINGS	10/15/1925	Active		97	9	5	4	4.30%	96	10	0		New		4					
8291	SAUQUOIT VALLEY	06/28/1955	Active		37	3	0	3	8.82%	34		1		New	P	15					
8289	SCHUYLERVILLE	05/17/1962	Active		24	0	0	0	0.00%	25		0		New		0					
8290	SCOTIA-GLENVILLE	09/08/1954	Active		32	0	0	0	0.00%	30		0		New		2		\$25.00			
8292	SPECULATOR	05/15/1952	Active		40	3	3	0	0.00%	39	5	0		New	P,T	4					
45321	TOWN OF GREENFIELD	08/09/1985	Active		28	2	9	-7	-20.00%	35	7	0		Same		0		\$500.00			
8293	TOWN OF HOOSICK	10/27/1960	Active		30	1	1	0	0.00%	25	1	1		Same	T	1					
30570	TOWN OF WRIGHT/SCHOHARIE VLY	04/16/1975	Active		18	0	2	-2	-10.00%	20	22	1		Same		3					
8296	UTICA	02/08/1924	Active		43	1	0	1	2.38%	29		1		Same	M	9		\$50.00			
8297	WATERFORD	11/24/1939	Active		26	1	1	0	0.00%	22	40	2		Same	S,T	2					
Current Total Clubs Count	YTD New Clubs Count	YTD Cancelled Clubs Count	YTD Net Club Gain	Current Total Members Count	YTD Add	YTD Drop	YTD Net Growth	YTD Net Growth %	Member Count 12 Months Ago	Average Member Count Per Club	% of Clubs with less than 20 members	% No MMR in 3 Months	% No Officer Report in 12 Months	% of Clubs with balance 90+ days	Number of Clubs in Status Quo	% Status Quo Clubs in Financial Suspension	Number of Cancelled Clubs	Average Cancelled Club Age	Members Lost Due to Cancellation	% of Clubs Cancelled for Non-Financial Reasons	
38	0	0	0	1,193	71	88	-17	-1.40%	1,185	31	24%	16%	0%	5%	0	0%	0	0	0	0%	

* - Cancellation Reasons: 1-Objectives/conduct, 2-Non-active club, 5-Non-existing club, 6-Disbanding, 7-Merger, 8-Financial Suspension, 9-District/Multiple District Dues.

** - Abbreviation: P-President, S-Secretary, T-Treasurer, M-Member Chairperson.

***- Abbreviation: N/R - Not reported through the WMMR. Reports submitted using other methods are not reflected.



Club Health Assessment for District 20 O through January 2011

			Status		Membership							Reports					Finance		LCIF
Club Number	Club Name	Charter Date	Current Status *	Number of Times on Status Quo within 2 years	Current Member Count	YTD Members Added	YTD Members Dropped	YTD Net Growth	YTD Net Growth%	Member Count 12 Months Ago	Avg. length of service for dropped members	Months Since Last MMR ***	Yrs. Since Last Officer Report	President Rotation	No Active Email **	Months Since Last Activity Report ***	Account Balance	Donations for current Fiscal Year	
					If below 15 members appears in red				If net loss is greater than 20% appears in red			If no report in 3 months appears in red	When more than one year appears in red		Notes the officers that do not have an active Email	If no report in 12 months appears in red			
Clubs less than two years old																			
109353	ELLENVILLE	09/28/2010	Active		20	20	0	20	100.00%	0		4		New	P,S	N/R	90+ Days		
Clubs more than two years old																			
8298	AMENIA	10/05/1948	Active		38	0	2	-2	-5.00%	42	18	0		Same		13			
8299	BEACON	10/22/1946	Cancelled(8)	1	0	0	3	-3	-100.00%	3	6	1	1	None		N/A	90+ Days		
8300	BETHEL	06/05/1967	Active		48	4	1	3	6.67%	44	18	0		New		0			
8302	CHATHAM	05/04/1955	Active		39	0	2	-2	-4.88%	38	2	0		New	P,T	0			
8303	CORNWALL	09/30/1932	Active		79	0	0	0	0.00%	79		4		New	T,M	4			
8305	FLORIDA	05/28/1962	Active		17	0	1	-1	-5.56%	20	7	0		Same	P,T	0			
8306	GERMANTOWN	08/20/1930	Active		34	0	0	0	0.00%	34		10		Same		11		\$200.00	
68732	GOSHEN	04/21/2003	Active		38	3	4	-1	-2.56%	35	4	0		Same		0			
102626	GREATER WASHINGTONVILLE	06/24/2008	Active		12	1	10	-9	-42.86%	21	2	0		New		0			
8308	GREENWOOD LAKE	11/26/1951	Active		28	0	3	-3	-9.68%	33	9	0		New		44		\$30.00	
8309	HIGHLAND	08/26/1932	Active		16	1	2	-1	-5.88%	17	23	1		Same	P,T	N/R			
8311	HUDSON	08/20/1941	Active		29	3	2	1	3.57%	28	5	0		New	M	0			
8312	HURLEY	04/27/1955	Active		23	3	0	3	15.00%	21		1		New	P	0			
8313	HYDE PARK	11/26/1941	Active		47	1	1	0	0.00%	48	8	0		New	M	6			
8314	JEFFERSONVILLE	04/28/1947	Active		13	2	2	0	0.00%	14	19	0		Same	T	0		\$500.00	
8315	KERHONKSON	11/13/1946	Active		24	0	2	-2	-7.69%	26	13	2		Same	S,T	8			
8316	KINGSTON	05/28/1941	Active		39	2	0	2	5.41%	38		0		New	T	2		\$25.00	
8317	LA GRANGE L C	04/19/1967	Active		26	0	3	-3	-10.34%	30	3	1		New		5		\$1258.75	
8319	LIBERTY	08/19/1932	Active		30	0	4	-4	-11.76%	35	12	0		Same	T	4			
31425	LIVINGSTON MANOR	12/12/1975	Active		13	1	0	1	8.33%	12		4		New	S	0			
40107	LUMBERLAND	06/28/1981	Active		29	4	4	0	0.00%	30	15	0		Same	M	N/R			
8320	MAMAKATING L C	05/13/1968	Active		26	1	5	-4	-13.33%	31	2	0		Same		21			
8321	MARLBORO MILTON	01/30/1947	Active		50	4	2	2	4.17%	48	13	0		Same		7		\$500.00	



Club Health Assessment for District 20 O through January 2011

			Status		Membership						Reports					Finance		LCIF
Club Number	Club Name	Charter Date	Current Status *	Number of Times on Status Quo within 2 years	Current Member Count	YTD Members Added	YTD Members Dropped	YTD Net Growth	YTD Net Growth%	Member Count 12 Months Ago	Avg. length of service for dropped members	Months Since Last MMR ***	Yrs. Since Last Officer Report	President Rotation	No Active Email **	Months Since Last Activity Report ***	Account Balance	Donations for current Fiscal Year
					If below 15 members appears in red				If net loss is greater than 20% appears in red			If no report in 3 months appears in red	When more than one year appears in red		Notes the officers that do not have an active Email	If no report in 12 months appears in red		
8322	MIDDLETOWN	09/09/1936	Active		77	1	3	-2	-2.53%	72	1	0		New		0		
8323	MILLBROOK	02/05/1952	Active		21	0	0	0	0.00%	21		0		Same		0		
8324	MILLERTON	09/21/1948	Active		43	0	1	-1	-2.27%	43	11	0		Same		N/R		
45081	MINISINK VALLEY	06/27/1985	Active		27	1	0	1	3.85%	26		1		New	T	1		
8325	MONROE	05/02/1961	Active		20	1	3	-2	-9.09%	22	5	0		Same		19		
8327	NEW PALTZ	01/31/1955	Active		9	2	2	0	0.00%	9	15	0		None		N/R		
8328	NEW WINDSOR	11/30/1953	Active		9	0	0	0	0.00%	9		0		Same		0		
8326	NEWBURGH	11/19/1923	Active		47	2	3	-1	-2.08%	47	1	3		New	T,M	6		
8329	NINE PARTNERS	02/16/1960	Active		20	0	1	-1	-4.76%	23	28	2		Same	P,M	7		
8330	NORTHERN COLUMBIA	12/16/1947	Active		29	2	4	-2	-6.45%	29	5	1		Same		0		\$200.00
8332	OTISVILLE	11/05/1953	Active		29	0	5	-5	-14.71%	31	12	2		Same	P,M	7		
8333	PAWLING	05/04/1955	Active		16	0	0	0	0.00%	18		6		Same		8		
46398	PINE BUSH	06/26/1986	Active		23	3	5	-2	-8.00%	23	10	0		New		0		
8334	PINE PLAINS	10/15/1953	Active		59	5	5	0	0.00%	59	10	1		New		0		
8336	PLEASANT VALLEY	01/18/1954	Active		36	0	0	0	0.00%	34		9		Same	P,T	14		
8337	PORT JERVIS	03/01/1955	Active		15	1	1	0	0.00%	15	13	1		Same	S,T,M	3		
40355	RHINEBECK	09/25/1981	Active		34	0	2	-2	-5.56%	37	15	0		New		0		
8340	RIP VAN WINKLE	09/17/1953	Active		44	0	1	-1	-2.22%	50	3	4		Same	T,M	4		
8342	RONDOUT VALLEY	10/18/1950	Active		9	0	0	0	0.00%	9		0		New	P,S	N/R		
8343	SAUGERTIES	10/14/1932	Active		44	0	2	-2	-4.35%	43	8	0		Same	T	7		
8344	STANFORD	06/24/1958	Active		36	0	3	-3	-7.69%	39	5	0		Same		0		
8345	THE TOWN OF DOVER	10/21/1948	Active		37	0	4	-4	-9.76%	42	16	1		New	T,M	13		\$1000.00
37509	TOWN OF DEERPARK	09/17/1979	Active		17	1	0	1	6.25%	15		0		Same		2		
8347	TOWN OF ESOPUS	05/23/1955	Active	1	2	0	0	0	0.00%	2		2		New	S	N/R		
8354	TOWN OF FALLSBURG L C	03/15/1951	Active		90	2	5	-3	-3.23%	94	15	0		New		4		\$500.00
8348	TOWN OF HIGHLAND	10/28/1953	Active		32	5	5	0	0.00%	41	10	1		Same	P,M	2	90+ Days	



Club Health Assessment for District 20 O through January 2011

				Status				Membership					Reports					Finance		LCIF
Club Number	Club Name	Charter Date	Current Status *	Number of Times on Status Quo within 2 years	Current Member Count	YTD Members Added	YTD Members Dropped	YTD Net Growth	YTD Net Growth%	Member Count 12 Months Ago	Avg. length of service for dropped members	Months Since Last MMR ***	Yrs. Since Last Officer Report	President Rotation	No Active Email **	Months Since Last Activity Report ***	Account Balance	Donations for current Fiscal Year		
					If below 15 members appears in red				If net loss is greater than 20% appears in red			If no report in 3 months appears in red	When more than one year appears in red		Notes the officers that do not have an active Email	If no report in 12 months appears in red				
8355	TOWN OF MONTGOMERY LC	11/15/1946	Active		12	0	0	0	0.00%	12		0		Same		42				
8350	TOWN OF POUGHKEEPSIE	05/01/1961	Active	1	10	0	0	0	0.00%	13		4		Same	S,M	7				
8351	TOWN OF ULSTER	04/21/1970	Active		11	0	1	-1	-8.33%	12	2	6		Same	S	53				
8353	TOWN OF WALLKILL-MID ORANGE LC	03/15/1973	Active		14	2	2	0	0.00%	16	7	1		New		2		\$100.00		
8352	TOWN OF WOODBURY	02/08/1962	Active		19	0	3	-3	-13.64%	22	19	0		New		0				
34627	TRI-VALLEY	11/18/1977	Active		68	0	2	-2	-2.86%	76	20	0		Same	M	0				
33421	TUSTEN L C	03/15/1977	Active		30	0	0	0	0.00%	31		2		New		5				
8356	WALLKILL	03/30/1955	Active		30	2	1	1	3.45%	29	35	0		New	P,S,T,M	11	90+ Days			
8358	WARWICK	12/13/1948	Active		37	0	0	0	0.00%	40		4		Same		4				
Current Total Clubs Count	YTD New Clubs Count	YTD Cancelled Clubs Count	YTD Net Club Gain	Current Total Members Count	YTD Add	YTD Drop	YTD Net Growth	YTD Net Growth %	Member Count 12 Months Ago	Average Member Count Per Club	% of Clubs with less than 20 members	% No MMR in 3 Months	% No Officer Report in 12 Months	% of Clubs with balance 90+ days	Number of Clubs in Status Quo	% Status Quo Clubs in Financial Suspension	Number of Cancelled Clubs	Average Cancelled Club Age	Members Lost Due to Cancellation	% of Clubs Cancelled for Non-Financial Reasons
58	1	1	0	1,774	80	117	-37	-2.04%	1,831	31	29%	19%	0%	5%	0	0%	1	64	3	0%

* - Cancellation Reasons: 1-Objectives/conduct, 2-Non-active club, 5-Non-existing club, 6-Disbanding, 7-Merger, 8-Financial Suspension, 9-District/Multiple District Dues.

** - Abbreviation: P-President, S-Secretary, T-Treasurer, M-Member Chairperson.

***- Abbreviation: N/R - Not reported through the WMMR. Reports submitted using other methods are not reflected.



Club Health Assessment for District 20 R1 through January 2011

			Status		Membership						Reports					Finance		LCIF
Club Number	Club Name	Charter Date	Current Status *	Number of Times on Status Quo within 2 years	Current Member Count	YTD Members Added	YTD Members Dropped	YTD Net Growth	YTD Net Growth%	Member Count 12 Months Ago	Avg. length of service for dropped members	Months Since Last MMR ***	Yrs. Since Last Officer Report	President Rotation	No Active Email **	Months Since Last Activity Report ***	Account Balance	Donations for current Fiscal Year
					If below 15 members appears in red			If net loss is greater than 20% appears in red				If no report in 3 months appears in red	When more than one year appears in red		Notes the officers that do not have an active Email	If no report in 12 months appears in red		
Clubs more than two years old																		
8379	ARMONK	08/29/1939	Active		31	1	3	-2	-6.06%	32	2	0		None	T	9		\$50.00
8360	BEDFORD HILLS	05/31/1939	Active		17	0	0	0	0.00%	28		9		Same		N/R		
8361	BEDFORD VILLAGE	12/11/1946	Active		25	1	2	-1	-3.85%	25	9	0		Same	P,M	N/R		\$900.00
8362	BLAUVELT	05/28/1953	Active		74	5	10	-5	-6.33%	83	17	1		New	M	0		
8363	BREWSTER	03/15/1927	Active		18	0	0	0	0.00%	18		5		Same	P,T	N/R		
38283	CARMEL KENT L C	04/08/1980	Active		27	1	0	1	3.85%	26		0		New	P,T,M	3	90+ Days	
8366	COLD SPRING	01/06/1939	Active		41	0	0	0	0.00%	39		5		Same		8		\$5725.00
8368	CROTON ON HUDSON	10/26/1939	Active		31	2	0	2	6.90%	28		0		Same	S	3		\$1000.00
57429	HAVERSTRAW HISPANIC AMERICAN	10/17/1995	Active		12	1	6	-5	-29.41%	17	3	0		New	P	30	90+ Days	
8370	HENDRICK HUDSON	01/07/1954	Active		28	1	1	0	0.00%	28	6	1		New		1		
8373	LEWISBORO L C	03/05/1958	Active		50	5	8	-3	-5.66%	56	5	0		Same	P,T	0		
31426	MAHOPAC	12/22/1975	Active	1	13	13	0	13	100.00%	8		0		New	M	0		
8376	MOUNT KISCO	11/23/1925	Active		47	3	1	2	4.44%	43	6	1		New	P	1		
8377	NANUET	05/26/1959	Active		46	15	4	11	31.43%	22	1	0		Same	T,M	0		
8378	NEW CITY	05/08/1957	Cancelled(8)	1	0	0	11	-11	-100.00%	11	5	5	1	None		N/A	90+ Days	
30233	NORTH ROCKLAND	02/17/1975	Active		42	7	13	-6	-12.50%	48	6	0		New		7		
8380	NORTH SALEM	10/16/1967	Active		33	3	1	2	6.45%	34	0	0		Same		N/R		
8383	OSSINING	11/01/1927	Active		12	0	2	-2	-14.29%	16	3	0		Same	P,T,M	7		
93567	PATTERSON 22	01/06/2006	Active		12	0	0	0	0.00%	12		0		Same	T	40		
8384	PEARL RIVER	06/09/1949	Active		13	0	2	-2	-13.33%	14	2	0		Same		7		
8385	PEEKSKILL	05/09/1934	Active		28	0	1	-1	-3.45%	28	1	0		New	P,T,M	0		
8386	PLEASANTVILLE	12/23/1930	Active		27	0	0	0	0.00%	25		3		Same		7		
8387	POUND RIDGE	12/11/1962	Active		31	6	9	-3	-8.82%	36	7	0		New	S,T,M	21		\$20.00
96875	PUTNAM VALLEY	04/07/2006	Active		14	0	11	-11	-44.00%	21	2	0		Same		0		
8374	RAMAPO	10/13/1964	Active		25	0	2	-2	-7.41%	30	5	0		New	P	7		



Club Health Assessment for District 20 R1 through January 2011

				Status		Membership							Reports					Finance		LCIF	
Club Number	Club Name	Charter Date	Current Status *	Number of Times on Status Quo within 2 years	Current Member Count	YTD Members Added	YTD Members Dropped	YTD Net Growth	YTD Net Growth%	Member Count 12 Months Ago	Avg. length of service for dropped members	Months Since Last MMR ***	Yrs. Since Last Officer Report	President Rotation	No Active Email **	Months Since Last Activity Report ***	Account Balance	Donations for current Fiscal Year			
					If below 15 members appears in red			If net loss is greater than 20% appears in red				If no report in 3 months appears in red		When more than one year appears in red		Notes the officers that do not have an active Email		If no report in 12 months appears in red			
61059	ROCKLAND CENTENNIAL	07/29/1998	Active		23	0	5	-5	-17.86%	28	7	0		New			66	\$50.00			
78171	ROCKLAND INDO-AMERICAN	01/30/2004	Active		12	0	7	-7	-36.84%	19	7	1		New	P,M	1					
104095	SLEEPY HOLLOW	12/11/2008	Active	1	14	1	3	-2	-12.50%	19	2	2		Same		13					
8388	SOMERS	06/21/1966	Active		113	5	2	3	2.73%	102	4	0		New		0					
8390	SPRING VALLEY	12/27/1939	Active		18	0	0	0	0.00%	18		7		Same	P,M	N/R					
8391	STONY POINT	10/04/1944	Active		29	0	0	0	0.00%	29		0		New	P,S,T,M	1					
8392	SUFFERN	12/06/1939	Active		16	1	1	0	0.00%	16	12	0		New	T,M	19					
8396	THE NYACK-ON-HUDSON	01/25/1956	Active	1	4	0	1	-1	-20.00%	5	32	3		Same		N/R	90+ Days				
8393	THORNWOOD	01/26/1956	Active		19	0	0	0	0.00%	19		22		New	P	N/R					
8394	VALHALLA	10/24/1963	Active		33	0	3	-3	-8.33%	39	3	2		Same		7	\$250.00				
8397	YORKTOWN	11/29/1960	Active		43	2	4	-2	-4.44%	46	13	1		New		1					
Current Total Clubs Count	YTD New Clubs Count	YTD Cancelled Clubs Count	YTD Net Club Gain	Current Total Members Count	YTD Add	YTD Drop	YTD Net Growth	YTD Net Growth %	Member Count 12 Months Ago	Average Member Count Per Club	% of Clubs with less than 20 members	% No MMR in 3 Months	% No Officer Report in 12 Months	% of Clubs with balance 90+ days	Number of Clubs in Status Quo	% Status Quo Clubs in Financial Suspension	Number of Cancelled Clubs	Average Cancelled Club Age	Members Lost Due to Cancellation	% of Clubs Cancelled for Non-Financial Reasons	
35	0	1	-1	1,021	73	113	-40	-3.77%	1,068	29	40%	20%	0%	9%	0	0%	1	53	11	0%	


* - Cancellation Reasons: 1-Objectives/conduct, 2-Non-active club, 5-Non-existing club, 6-Disbanding, 7-Merger, 8-Financial Suspension, 9-District/Multiple District Dues.

** - Abbreviation: P-President, S-Secretary, T-Treasurer, M-Member Chairperson.

***- Abbreviation: N/R - Not reported through the WMMR. Reports submitted using other methods are not reflected.



Club Health Assessment for District 20 R2 through January 2011

<div></div>			Status		Membership						Reports					Finance		LCIF
			Current Status *	Number of Times on Status Quo within 2 years	Current Member Count	YTD Members Added	YTD Members Dropped	YTD Net Growth	YTD Net Growth%	Member Count 12 Months Ago	Avg. length of service for dropped members	Months Since Last MMR ***	Yrs. Since Last Officer Report	President Rotation	No Active Email **	Months Since Last Activity Report ***	Account Balance	Donations for current Fiscal Year
Club Number	Club Name	Charter Date																
					If below 15 members appears in red				If net loss is greater than 20% appears in red			If no report in 3 months appears in red	When more than one year appears in red	Notes the officers that do not have an active Email	If no report in 12 months appears in red			
Clubs less than two years old																		
109634	LARCHMONT	11/08/2010	Newly Chartered		33	33	0	33	100.00%	0		0		New		N/R		
105864	MERCY COLLEGE	06/24/2009	Active		23	12	12	0	0.00%	15	1	1		Same		1	90+ Days	
105886	NEW YORK ANNIE SULLIVAN	06/17/2009	Active		22	2	6	-4	-15.38%	26	1	0		Same		5		
107309	NEW YORK CITY SUNY OPTOMETRY	01/25/2010	Active		28	0	0	0	0.00%	20		1		New	S	14	90+ Days	
106013	NEW YORK SAINT JOHN THE BAPTIST	06/26/2009	Cancelled(8)	1	0	0	20	-20	-100.00%	20	1	5	1	None		N/A	90+ Days	
110191	NEW YORK WEST SIDE	01/26/2011	Newly Chartered		20	21	1	20	100.00%	0	0	0		New	T,M	N/R		
Clubs more than two years old																		
8404	ARDSLEY-DOBBS FERRY-I -T R L C	06/06/1949	Active		14	1	0	1	7.69%	18		2		Same	S	0	90+ Days	
8406	HARRISON	01/23/1930	Active		19	2	3	-1	-5.00%	20	18	1		Same	P	5		
8410	MAMARONECK	09/28/1923	Active	1	29	4	0	4	16.00%	29		0	1	None		N/A		
8411	MOUNT VERNON	01/30/1923	Active		13	0	0	0	0.00%	13		9		Same		25		
8412	NEW ROCHELLE	01/03/1923	Active		38	0	4	-4	-9.52%	45	5	4		New		4		
8413	NEW ROCHELLE HUGUENOT	11/20/1968	Active		8	0	0	0	0.00%	8		19	1	None		N/A		
63629	NEW YORK A LIGHT IN THE COMMUN	10/20/2000	Cancelled(8)	1	0	0	9	-9	-100.00%	6	6	1		None		N/A	90+ Days	
47513	NEW YORK ALL NATIONS	06/22/1987	Active		20	0	0	0	0.00%	21		6		Same	S,T	41		
33308	NEW YORK ASIAN-AM	02/25/1977	Active		15	1	0	1	7.14%	14		0		Same	S	N/R		
62565	NEW YORK BARAHONA	12/20/1999	Active		23	0	0	0	0.00%	22		1		Same		0		
8414	NEW YORK BORINQUEN	05/03/1966	Active		23	2	1	1	4.55%	23	3	0		New	P,M	0		
8416	NEW YORK CHINATOWN	10/06/1954	Active		24	2	0	2	9.09%	22		4		Same		51		
101556	NEW YORK CITY MOVING AGAINST ADDICTION	03/20/2008	Cancelled(8)	1	0	0	16	-16	-100.00%	16	2	1	1	None		20	90+ Days	
47597	NEW YORK COSMOPOLITAN	06/28/1987	Active		31	7	3	4	14.81%	26	16	0		New	M	2		
44420	NEW YORK CUBAN	12/14/1984	Active		51	0	0	0	0.00%	51		0		New	P,T	5		
61195	NEW YORK DR RAMIRO COLLAZO	10/27/1998	Active	1	19	0	0	0	0.00%	19		12		New		N/R	90+ Days	
44716	NEW YORK EAGLE	03/20/1985	Active		10	0	0	0	0.00%	10		19		Same	M	N/R	90+ Days	




Club Health Assessment for District 20 R2 through January 2011

			Status		Membership						Reports					Finance		LCIF
Club Number	Club Name	Charter Date	Current Status *	Number of Times on Status Quo within 2 years	Current Member Count	YTD Members Added	YTD Members Dropped	YTD Net Growth	YTD Net Growth%	Member Count 12 Months Ago	Avg. length of service for dropped members	Months Since Last MMR ***	Yrs. Since Last Officer Report	President Rotation	No Active Email **	Months Since Last Activity Report ***	Account Balance	Donations for current Fiscal Year
					If below 15 members appears in red				If net loss is greater than 20% appears in red			If no report in 3 months appears in red	When more than one year appears in red		Notes the officers that do not have an active Email	If no report in 12 months appears in red		
40305	NEW YORK EL COQUI	08/26/1981	Cancelled(8)	2	0	0	8	-8	-100.00%	8	10	5	3	None		N/A	90+ Days	
52969	NEW YORK GOLDEN HEART	04/27/1992	Active		16	0	2	-2	-11.11%	18	10	0		Same	P,S,T,M	N/R		
48097	NEW YORK GOUVERNEUR	02/01/1988	Cancelled(8)	2	0	1	23	-22	-100.00%	33	4	0		None		N/R	90+ Days	
35541	NEW YORK HIGHBRIDGE	05/10/1978	Active		42	0	0	0	0.00%	42		1		New	T,M	8		\$1089.00
8420	NEW YORK HUNTS POINT	11/18/1970	Active		12	0	1	-1	-7.69%	13	7	2		New	S,T	0		\$100.00
58501	NEW YORK IMPACTO	06/28/1996	Active		20	0	2	-2	-9.09%	21	1	0		New	P,T,M	41		
36376	NEW YORK JAPANESE AMERICAN	12/29/1978	Active		26	6	0	6	30.00%	20		0		Same		3		\$100.00
29787	NEW YORK KOREAN-AMERICAN	09/25/1974	Active		50	4	19	-15	-23.08%	65	7	0		New		2		\$3471.00
53353	NEW YORK LIBERTY	06/12/1992	Active		18	0	3	-3	-14.29%	21	1	4		New	P,T,M	N/R		
98168	NEW YORK LOVING HEART	12/25/2006	Active		20	0	0	0	0.00%	20		3		Same		N/R		
37149	NEW YORK MANHATTAN NORTH	05/25/1979	Active	1	24	0	5	-5	-17.24%	29	13	6		New	P	50		
47553	NEW YORK MANILA	06/26/1987	Active	1	13	0	0	0	0.00%	11		9		Same		N/R		
46186	NEW YORK METROPOLITAN	05/12/1986	Active		17	0	0	0	0.00%	17		8	1	None		N/A		
48812	NEW YORK MULTI NATIONAL	07/08/1988	Cancelled(8)	2	0	0	12	-12	-100.00%	12	16	1		None		N/A	90+ Days	\$45.00
8424	NEW YORK PAN AMERICAN	04/18/1970	Active		10	0	2	-2	-16.67%	12	20	0		Same	P,T	N/R		
8423	NEW YORK PHIL-AM	09/15/1971	Active		26	3	0	3	13.04%	24		2		Same	P,T,M	0		\$1000.00
45666	NEW YORK QUISQUEYA	01/06/1986	Active		11	0	0	0	0.00%	11		19	1	None		N/A	90+ Days	
68876	NEW YORK TAINO	05/31/2003	Active		13	0	0	0	0.00%	13		2		New	M	31		\$200.00
83006	NEW YORK TRIBECA CAMPUS	06/28/2004	Active	1	3	0	0	0	0.00%	9		6	1	None		55		
42763	NEW YORK WALL STREET	06/28/1983	Cancelled(8)	2	0	0	17	-17	-100.00%	17	9	1		None		N/A	90+ Days	
32071	NEW YORK WASHINGTON HTS INWOOD	04/22/1976	Active		34	1	2	-1	-2.86%	35	23	0		New	P,M	19		
8431	RYE CITY	12/12/1927	Active		28	0	2	-2	-6.67%	31	4	4		Same		13		\$310.00
8433	SOUTH SHORE	03/03/1927	Cancelled(8)	1	0	0	18	-18	-100.00%	20	10	5		None		N/A	90+ Days	
8434	STATEN ISLAND	10/19/1922	Active	1	19	1	0	1	5.56%	15		2		Same	T	0		
100044	STATEN ISLAND NORTH STAR	08/20/2007	Active		50	1	2	-1	-1.96%	51	1	0		Same	S	0		\$3000.00



Club Health Assessment for District 20 R2 through January 2011

				Status		Membership							Reports					Finance		LCIF	
Club Number	Club Name	Charter Date		Current Status *	Number of Times on Status Quo within 2 years		Current Member Count	YTD Members Added	YTD Members Dropped	YTD Net Growth	YTD Net Growth%	Member Count 12 Months Ago	Avg. length of service for dropped members	Months Since Last MMR ***	Yrs. Since Last Officer Report	President Rotation	No Active Email **	Months Since Last Activity Report ***	Account Balance	Donations for current Fiscal Year	
							If below 15 members appears in red				If net loss is greater than 20% appears in red			If no report in 3 months appears in red	When more than one year appears in red		Notes the officers that do not have an active Email	If no report in 12 months appears in red			
44624	STATEN ISLAND ROYAL	02/06/1985		Active				13	0	0	0	0.00%	12		11	1	None		N/A		
48997	STATEN ISLAND UNITED ASIAN	11/04/1988		Active				28	1	3	-2	-6.67%	32	6	0		Same	T,M	9		
8435	THE BRONX	05/16/1923		Active				47	5	2	3	6.82%	42	2	0		New	P,M	1		\$1240.00
8439	TUCKAHOE EASTCHESTER	06/25/1925		Active				33	2	1	1	3.13%	35	3	0		New		1		
8441	YONKERS	05/22/1922		Active				23	0	0	0	0.00%	23		15		New	T,M	N/R		\$1000.00
59020	YONKERS MILLENNIUM	01/17/1997		Active				32	0	1	-1	-3.03%	34	0	0		New	T,M	0		\$620.00
Current Total Clubs Count	YTD New Clubs Count	YTD Cancelled Clubs Count	YTD Net Club Gain	Current Total Members Count	YTD Add	YTD Drop	YTD Net Growth	YTD Net %	Member Count 12 Months Ago	Average Member Count Per Club	% of Clubs with less than 20 members	% No MMR in 3 Months	% No Officer Report in 12 Months	% of Clubs with balance 90+ days	Number of Clubs in Status Quo	% Status Quo Clubs in Financial Suspension	Number of Cancelled Clubs	Average Cancelled Club Age	Members Lost Due to Cancellation	% of Clubs Cancelled for Non-Financial Reasons	
46	2	8	-6	1,091	112	200	-88	-7.46%	1,190	24	39%	37%	13%	13%	0	0%	8	25	103	0%	

* - Cancellation Reasons: 1-Objectives/conduct, 2-Non-active club, 5-Non-existing club, 6-Disbanding, 7-Merger, 8-Financial Suspension, 9-District/Multiple District Dues.

** - Abbreviation: P-President, S-Secretary, T-Treasurer, M-Member Chairperson.

***- Abbreviation: N/R - Not reported through the WMMR. Reports submitted using other methods are not reflected.



Club Health Assessment for District 20 K1 through January 2011

			Status		Membership							Reports					Finance		LCIF
Club Number	Club Name	Charter Date	Current Status *	Number of Times on Status Quo within 2 years	Current Member Count	YTD Members Added	YTD Members Dropped	YTD Net Growth	YTD Net Growth%	Member Count 12 Months Ago	Avg. length of service for dropped members	Months Since Last MMR ***	Yrs. Since Last Officer Report	President Rotation	No Active Email **	Months Since Last Activity Report ***	Account Balance	Donations for current Fiscal Year	
					If below 15 members appears in red				If net loss is greater than 20% appears in red			If no report in 3 months appears in red	When more than one year appears in red		Notes the officers that do not have an active Email	If no report in 12 months appears in red			
Clubs less than two years old																			
109323	BROOKLYN HEALTH EDUCATORS	09/24/2010	Active		25	25	0	25	100.00%	0		0		New		N/R			
108855	BROOKLYN NEW HORIZON	06/30/2010	Active		30	12	2	10	50.00%	0	1	1		New	M	1			
108555	BROOKLYN NEW LIFE	06/04/2010	Active		25	3	1	2	8.70%	0	0	0		Same	T	2			
109425	BROOKLYN OUTREACH	09/30/2010	Active		20	20	0	20	100.00%	0		3		New	T	N/R	90+ Days		
104836	BROOKLYN PACE SETTERS	02/24/2009	Active		27	0	0	0	0.00%	23		0		Same	M	0	90+ Days		
107015	BROOKLYN TRANSITION	12/10/2009	Active		19	1	10	-9	-32.14%	25	1	3		Same	P,M	7			
107016	BROOKVILLE	12/10/2009	Active	1	22	1	4	-3	-12.00%	20	1	0		Same		N/R		\$25.00	
104779	ELMHURST QUEEN OF HEARTS	02/23/2009	Active		23	5	4	1	4.55%	22	1	1		Same	T	7	90+ Days	\$250.00	
108825	JACKSON HEIGHTS	06/30/2010	Active		20	0	0	0	0.00%	0		7		Same	P,S,T,M	N/R	90+ Days		
108254	QUEENS FIL-AMS	05/10/2010	Active		20	0	0	0	0.00%	0		8		Same	M	N/R	90+ Days		
108693	QUEENS ROYAL	06/22/2010	Active		22	0	0	0	0.00%	0		7		Same	P,T,M	N/R	90+ Days		
106004	ROSEDALE	06/24/2009	Active		16	1	10	-9	-36.00%	25	1	1		New	S	14			
105073	SPRINGFIELD GARDENS	03/23/2009	Active		28	0	2	-2	-6.67%	31	2	0		Same		0		\$200.00	
106047	WOODSIDE HEARTS OF GOLD	06/30/2009	Active		20	5	6	-1	-4.76%	21	1	2		New	M	2	90+ Days		
Clubs more than two years old																			
8462	BKLN MILL BASIN BGN BCH	02/16/1967	Active		38	5	3	2	5.56%	34	10	0		Same		N/R	90+ Days	\$1000.00	
64694	BKLYN RISING STARS O E FLTBUSH	09/24/2001	Active		26	2	7	-5	-16.13%	31	7	0		New	M	7			
34169	BKLYN STARRETT CITY SPRING CRK	06/28/1977	Active		21	0	0	0	0.00%	21		0		Same		0		\$500.00	
103715	BROOKLYN ALPHA	10/02/2008	Active		21	1	0	1	5.00%	20		0		New		0			
8445	BROOKLYN BAY RIDGE	10/22/1940	Active		26	0	6	-6	-18.75%	33	7	0		Same	P,T,M	2			
8446	BROOKLYN BEDFORD STUYVES	09/09/1970	Active		64	3	0	3	4.92%	66		1		New	P	1		\$780.00	
8447	BROOKLYN BENSONHURST	01/31/1963	Active		27	0	3	-3	-10.00%	30	6	0		New	P,T,M	N/R		\$2000.00	
101249	BROOKLYN BRIDGE	02/21/2008	Active		16	1	0	1	6.67%	15		6		Same		7			
8451	BROOKLYN CANARSIE	02/13/1957	Active	1	41	0	0	0	0.00%	41		0		Same		1			



Club Health Assessment for District 20 K1 through January 2011

			Status		Membership						Reports					Finance		LCIF
Club Number	Club Name	Charter Date	Current Status *	Number of Times on Status Quo within 2 years	Current Member Count	YTD Members Added	YTD Members Dropped	YTD Net Growth	YTD Net Growth%	Member Count 12 Months Ago	Avg. length of service for dropped members	Months Since Last MMR ***	Yrs. Since Last Officer Report	President Rotation	No Active Email **	Months Since Last Activity Report ***	Account Balance	Donations for current Fiscal Year
					If below 15 members appears in red				If net loss is greater than 20% appears in red			If no report in 3 months appears in red	When more than one year appears in red		Notes the officers that do not have an active Email	If no report in 12 months appears in red		
8449	BROOKLYN CARIBE	10/15/1973	Active		50	1	7	-6	-10.71%	56	7	0		New	P,T	0		\$1204.07
48584	BROOKLYN CENTRAL	05/16/1988	Active		56	0	0	0	0.00%	47		3		New	M	5		
51330	BROOKLYN CLARENDON MEADOWS	02/22/1991	Active	1	19	0	4	-4	-17.39%	23	2	2		Same		N/R	90+ Days	
41319	BROOKLYN CLINTON HILL	05/17/1982	Active		21	2	4	-2	-8.70%	23	2	0		New	S,T	7	90+ Days	
102625	BROOKLYN COLLEGE	06/24/2008	Cancelled(8)	1	0	0	12	-12	-100.00%	12	2	1	1	None		N/A	90+ Days	
32790	BROOKLYN CROWN HEIGHTS	10/20/1976	Active		40	0	0	0	0.00%	40		3		New		7		\$2203.88
8450	BROOKLYN DOWNTOWN	01/28/1958	Cancelled(8)	1	0	0	7	-7	-100.00%	7	12	1	2	None		N/A	90+ Days	
37791	BROOKLYN EAST BROOKLYN	12/21/1979	Active		13	0	0	0	0.00%	13		32		New	P,S,T,M	N/R		\$100.00
8452	BROOKLYN EAST NEW YORK	01/07/1957	Active		40	0	0	0	0.00%	39		0		New	P,T,M	4		
49501	BROOKLYN FARRAGUT	05/18/1989	Active		14	0	1	-1	-6.67%	15	4	0		Same		43		
8454	BROOKLYN FLATLANDS	04/29/1958	Active		16	0	0	0	0.00%	16		2		Same		2		
8455	BROOKLYN GREENPOINT	12/14/1939	Active		46	0	2	-2	-4.17%	47	2	0		New	P,S,T	N/R		
89609	BROOKLYN HIGHLAND PARK	11/14/2005	Active		27	0	0	0	0.00%	27		25		Same	S,T	26		
48918	BROOKLYN KINGS COUNTY	09/30/1988	Active		53	2	5	-3	-5.36%	58	3	0		New		50		
104021	BROOKLYN METROPOLIS	11/24/2008	Active	1	24	0	4	-4	-14.29%	27	2	1		Same		3		
52593	BROOKLYN MID BEDFORD HEIGHTS	03/02/1992	Active		51	0	0	0	0.00%	50		5		New	M	0		\$500.00
97454	BROOKLYN MIDWOOD	06/28/2006	Active		12	0	0	0	0.00%	12		0		New		0		
104063	BROOKLYN NEW GENERATIONS	12/09/2008	Active		20	0	0	0	0.00%	20		25		New	S	N/R	90+ Days	
103390	BROOKLYN NEW IMAGE	08/08/2008	Cancelled(8)	2	0	0	43	-43	-100.00%	46	2	1		None		N/A	90+ Days	
48045	BROOKLYN NEW LOTS	01/15/1988	Active		19	0	6	-6	-24.00%	25	14	1		Same	M	19		
44353	BROOKLYN PROSPECT HEIGHTS	11/26/1984	Active		30	0	0	0	0.00%	30		1		New	T,M	0		\$17.39
53579	BROOKLYN RED HOOK	08/10/1992	Active	1	13	0	0	0	0.00%	12		1		Same	T,M	1		
52623	BROOKLYN REMSEN-BROWNSVILLE	03/12/1992	Active		24	4	1	3	14.29%	21	2	0		New	P,T	0	90+ Days	
102622	BROOKLYN RESTORATION	06/25/2008	Active		21	0	7	-7	-25.00%	25	2	6		Same		10	90+ Days	
39612	BROOKLYN RUGBY	03/31/1981	Active	1	16	0	0	0	0.00%	16		2	3	None		N/A		



Club Health Assessment for District 20 K1 through January 2011

			Status		Membership						Reports					Finance		LCIF
Club Number	Club Name	Charter Date	Current Status *	Number of Times on Status Quo within 2 years	Current Member Count	YTD Members Added	YTD Members Dropped	YTD Net Growth	YTD Net Growth%	Member Count 12 Months Ago	Avg. length of service for dropped members	Months Since Last MMR ***	Yrs. Since Last Officer Report	President Rotation	No Active Email **	Months Since Last Activity Report ***	Account Balance	Donations for current Fiscal Year
					If below 15 members appears in red				If net loss is greater than 20% appears in red			If no report in 3 months appears in red	When more than one year appears in red		Notes the officers that do not have an active Email	If no report in 12 months appears in red		
8463	BROOKLYN SOUTH BROOKLYN	04/03/1958	Active		43	0	0	0	0.00%	44		7		New	P,S,T,M	10		
52594	BROOKLYN STUY PARK	03/02/1992	Active		29	2	2	0	0.00%	29	2	0		New	M	0	90+ Days	
48847	BROOKLYN STUYVESANT HEIGHTS	08/05/1988	Active		26	1	4	-3	-10.34%	17	18	0		New	P,M	0		
47405	BROOKLYN SUNSET PARK	06/01/1987	Active		38	0	0	0	0.00%	38		13	1	None		N/A		
59707	BROOKLYN VANDERVEER PK-GLENWD	06/18/1997	Active		38	0	0	0	0.00%	37		1		Same		0		\$50.00
50976	CAMBRIA HEIGHTS JAMAICA LINDEN	10/04/1990	Active		23	0	0	0	0.00%	25		7		Same	T	1		
78761	CENTRAL BROOKLYN MILLENNIUM NEW CENTURY	04/12/2004	Active		10	0	0	0	0.00%	10		32	2	None		N/A	90+ Days	
8466	CORONA	04/21/1942	Active		116	12	0	12	11.54%	86		1		Same	S,T	1		\$100.00
60116	EAST ELMHURST COLOMBIA	12/01/1997	Active	1	13	8	10	-2	-13.33%	15	4	1		New	P	1		
58580	FAR ROCKAWAY	07/09/1996	Active		20	0	0	0	0.00%	20		30		New	P,T	30		
8468	FLUSHING	10/30/1922	Active		10	0	0	0	0.00%	12		1		New	P,S,T,M	N/R		\$10.00
47379	FLUSHING CENTRAL	05/28/1987	Active		104	3	0	3	2.97%	101		1		New		0		\$80.00
59406	HOLLIS	04/24/1997	Active		34	3	4	-1	-2.86%	35	11	0		Same	M	0		
61471	JACKSON HEIGHTS ACES OF QUEENS	02/01/1999	Active		40	9	13	-4	-9.09%	45	5	2		New	T,M	0	90+ Days	
54547	JAMAICA ESTATES ALTUS	06/01/1993	Active		12	2	6	-4	-25.00%	13	5	5		Same	S,T	N/R		
38576	LAURELTON	06/16/1980	Active		31	5	0	5	19.23%	30		0		New		0		\$1000.00
8476	LITTLE NECK DOUGLASTON	03/21/1952	Active		23	1	0	1	4.55%	20		3		Same	T,M	N/R		
8477	LONG ISLAND CITY-ASTORIA L C	09/22/1921	Active		18	3	0	3	20.00%	19		2	1	None		N/A		
35721	MASPETH	06/15/1978	Active		34	0	0	0	0.00%	35		10		Same	P	10		
68803	QUEENS COLOMBIA	05/05/2003	Active		20	0	3	-3	-13.04%	23	7	0		New	P	0		
103852	QUEENS LAS AMERICAS	10/28/2008	Active		46	3	8	-5	-9.80%	46	2	0		Same	M	0	90+ Days	
95244	QUEENS UNIVERSAL	02/07/2006	Active		14	0	3	-3	-17.65%	19	4	4		New	P	3		
52319	QUEENS VILLAGE	12/26/1991	Active		35	2	2	0	0.00%	34	12	0		New	T	0		\$-130.00
8478	RAVENSWOOD	02/13/1958	Active		24	1	5	-4	-14.29%	28	17	2		None	S	1		
8481	REGO PARK-FOREST HILLS	03/29/1949	Active		31	1	0	1	3.33%	31		0		Same	P,T	0		\$10200.00



Club Health Assessment for District 20 K1 through January 2011

			Status			Membership						Reports					Finance		LCIF	
Club Number	Club Name	Charter Date	Current Status *	Number of Times on Status Quo within 2 years	Current Member Count	YTD Members Added	YTD Members Dropped	YTD Net Growth	YTD Net Growth%	Member Count 12 Months Ago	Avg. length of service for dropped members	Months Since Last MMR ***	Yrs. Since Last Officer Report	President Rotation	No Active Email **	Months Since Last Activity Report ***	Account Balance	Donations for current Fiscal Year		
					If below 15 members appears in red				If net loss is greater than 20% appears in red			If no report in 3 months appears in red	When more than one year appears in red		Notes the officers that do not have an active Email	If no report in 12 months appears in red				
8483	RIDGEWOOD-GLENDALE-MIDDLE VILL	10/15/1929	Active		22	0	0	0	0.00%	23		8		Same	M	17				
53617	SOUTH OZONE PK EMPIRE CTY MEDI	08/27/1992	Active		25	2	2	0	0.00%	25	3	1		Same	T,M	1				
48340	ST ALBANS	03/25/1988	Active		25	2	0	2	8.70%	26		0		New	P,M	0		\$1000.00		
44954	SUNNYSIDE SUR AMERICANO	05/28/1985	Active		12	0	4	-4	-25.00%	16	3	0		New		1				
58690	SUNNYSIDE-WOODSIDE M G LOTTERO	09/16/1996	Active	1	23	0	0	0	0.00%	34		6		None	S	20				
39957	WINTHROP INC	05/29/1981	Active	1	53	1	3	-2	-3.64%	58	9	0		New	P,T,M	0				
34628	WOODSIDE INTERAMERICAN	11/07/1977	Active		24	1	7	-6	-20.00%	30	11	0		New	P,M	0				
Current Total Clubs Count	YTD New Clubs Count	YTD Cancelled Clubs Count	YTD Net Club Gain	Current Total Members Count	YTD Add	YTD Drop	YTD Net Growth	YTD Net Growth %	Member Count 12 Months Ago	Average Member Count Per Club	% of Clubs with less than 20 members	% No MMR in 3 Months	% No Officer Report in 12 Months	% of Clubs with balance 90+ days	Number of Clubs in Status Quo	% Status Quo Clubs in Financial Suspension	Number of Cancelled Clubs	Average Cancelled Club Age	Members Lost Due to Cancellation	% of Clubs Cancelled for Non-Financial Reasons
77	2	3	-1	2,238	156	237	-81	-3.49%	2,189	29	23%	31%	5%	22%	0	0%	3	19	62	0%


* - Cancellation Reasons: 1-Objectives/conduct, 2-Non-active club, 5-Non-existing club, 6-Disbanding, 7-Merger, 8-Financial Suspension, 9-District/Multiple District Dues.

** - Abbreviation: P-President, S-Secretary, T-Treasurer, M-Member Chairperson.

***- Abbreviation: N/R - Not reported through the WMMR. Reports submitted using other methods are not reflected.



Club Health Assessment for District 20 K2 through January 2011

<div></div>			Status		Membership						Reports					Finance		LCIF
			Current Status *	Number of Times on Status Quo within 2 years	Current Member Count	YTD Members Added	YTD Members Dropped	YTD Net Growth	YTD Net Growth%	Member Count 12 Months Ago	Avg. length of service for dropped members	Months Since Last MMR ***	Yrs. Since Last Officer Report	President Rotation	No Active Email **	Months Since Last Activity Report ***	Account Balance	Donations for current Fiscal Year
Club Number	Club Name	Charter Date																
					If below 15 members appears in red				If net loss is greater than 20% appears in red			If no report in 3 months appears in red	When more than one year appears in red	Notes the officers that do not have an active Email	If no report in 12 months appears in red			
Clubs less than two years old																		
104737	MERRICK	02/11/2009	Active		41	1	3	-2	-4.65%	34	1	1		Same	M	3	\$200.00	
Clubs more than two years old																		
8489	BALDWIN	04/07/1947	Active		25	3	1	2	8.70%	20	1	0		Same		0	\$20.00	
8490	BELLMORE	01/22/1947	Active		45	0	6	-6	-11.76%	50	3	1		Same	T,M	N/R	\$1000.00	
60561	BELLROSE-FLORAL PARK CENTER	03/26/1998	Active		2	0	0	0	0.00%	2		7	1	None		N/A	90+ Days	
45083	EAST MEADOW	06/27/1985	Active		9	0	0	0	0.00%	10		7	1	None		N/A		
68945	EASTERN LIONESS	06/17/2003	Active		16	1	1	0	0.00%	16	7	0		New	M	N/R		
82737	FARMINGDALE	06/23/2004	Active		5	0	4	-4	-44.44%	9	4	0		Same		N/R		
8494	FIVE TOWNS	01/07/1952	Active		7	0	1	-1	-12.50%	9	28	2		Same	P,S,T	N/R		
8495	FLORAL PARK	03/03/1925	Active		59	3	0	3	5.36%	50		1		New		1	\$50.00	
8496	FRANKLIN SQUARE	02/04/1947	Active		32	0	3	-3	-8.57%	36	7	0		Same		10		
8497	FREEPORT	10/27/1955	Active		37	1	2	-1	-2.63%	39	6	0		Same	T	3		
8499	GLEN COVE	01/20/1948	Active		11	0	0	0	0.00%	18		7		Same	P,T	N/R		
62770	GLEN COVE NORTH SHORE	02/11/2000	Active		91	3	0	3	3.41%	68		0		New	P,T,M	14	90+ Days	
8500	GREAT NECK	07/11/1935	Active		17	4	3	1	6.25%	18	1	1		Same	P,T	10		
8399	HAMILTON	05/12/1946	Active		62	1	7	-6	-8.82%	70	9	0		New		14		
66744	HEMPSTEAD	10/31/2002	Active		11	1	2	-1	-8.33%	12	6	0		New	T,M	N/R		
8503	HICKSVILLE	02/05/1948	Active		12	0	1	-1	-7.69%	13	1	2		Same		7		
8504	ISLAND PARK-OCEANSIDE L C	12/01/1957	Active		10	0	0	0	0.00%	10		1		Same		N/R	\$100.00	
38034	JERICO-BROOKVILLE	02/04/1980	Active		27	2	4	-2	-6.90%	32	15	0		New	T	3		
8507	LEVITTOWN	05/18/1950	Active		19	1	0	1	5.56%	16		0		Same		4	\$10.00	
8508	LONG BEACH	06/16/1926	Active		60	8	7	1	1.69%	62	3	2		Same	M	3		
51042	LONG ISLAND PORTUGUESE	11/02/1990	Active		86	3	0	3	3.61%	83		0		New	T,M	10		
8512	MASSAPEQUA	10/26/1950	Active		33	8	7	1	3.13%	30	7	0		Same		3	\$10.00	
8513	MASSAPEQUA PARK	05/07/1956	Active		28	0	6	-6	-17.65%	33	11	3		Same	P,S	4		



Club Health Assessment for District 20 K2 through January 2011

			Status		Membership							Reports					Finance		LCIF	
Club Number	Club Name	Charter Date	Current Status *	Number of Times on Status Quo within 2 years	Current Member Count	YTD Members Added	YTD Members Dropped	YTD Net Growth	YTD Net Growth%	Member Count 12 Months Ago	Avg. length of service for dropped members	Months Since Last MMR ***	Yrs. Since Last Officer Report	President Rotation	No Active Email **	Months Since Last Activity Report ***	Account Balance	Donations for current Fiscal Year		
					If below 15 members appears in red				If net loss is greater than 20% appears in red			If no report in 3 months appears in red	When more than one year appears in red		Notes the officers that do not have an active Email	If no report in 12 months appears in red				
8514	MINEOLA	05/07/1952	Active		43	0	1	-1	-2.27%	43	2	0		Same	P,S,T,M	5	90+ Days		\$3500.00	
8515	NEW HYDE PARK	01/24/1944	Active		19	0	0	0	0.00%	16		3		Same	T,M	7				
47600	NEW HYDE PARK NORTH	06/28/1987	Active		39	5	3	2	5.41%	37	4	0		New	P,S,T,M	0				
47407	NORTH LAKEVIEW	06/01/1987	Cancelled(8)	2	0	0	6	-6	-100.00%	14	17	1	1	None		N/A				
8517	OYSTER BAY	03/11/1948	Active		33	0	0	0	0.00%	31		1		New	P,S,T	1				
46279	PAGET	06/13/1986	Active		41	0	1	-1	-2.38%	42	24	2		New	S,T,M	15			\$3545.00	
8519	PLAINVIEW BETHPAGE	10/27/1957	Active		51	2	1	1	2.00%	33	32	0		Same	P,T	17				
8521	PORT WASHINGTON	12/17/1924	Active		28	0	2	-2	-6.67%	30	3	0		Same		0				
8522	ROCKVILLE CENTRE	01/30/1934	Active		58	10	1	9	18.37%	47	1	0		New	P	8				
8523	ROOSEVELT	04/02/1957	Active	1	15	0	0	0	0.00%	13		2		Same	P,S,T,M	N/R				
42765	SEA CLIFF GLEN HEAD	06/27/1983	Active		58	4	0	4	7.41%	50		0		New	T	60			\$450.00	
58502	SEA CLIFF GOLD COAST	06/27/1996	Active		17	1	1	0	0.00%	18	9	0		Same	P,T	19				
8525	SEAFORD	01/29/1952	Active		43	4	1	3	7.50%	39	8	0		New	T	0				
8526	STEWART MANOR	01/27/1972	Active		13	0	0	0	0.00%	18		0		Same	S,T	5				
8527	SYOSSET	02/25/1948	Active		9	0	0	0	0.00%	9		0	1	None		N/A				
8530	VALLEY STREAM	01/21/1948	Active		29	3	5	-2	-6.45%	29	21	0		Same	P,S,T,M	5			\$200.00	
48471	WANTAGH ISLAND TREES	04/22/1988	Active		11	0	0	0	0.00%	11		1		Same	P,S	N/R				
8532	WEST HEMPSTEAD	03/04/1947	Active		23	0	1	-1	-4.17%	24	10	0		Same		11				
48420	WESTBURY GREATER	04/11/1988	Active		3	0	0	0	0.00%	3		7		Same	P,S	N/R				
Current Total Clubs Count	YTD New Clubs Count	YTD Cancelled Clubs Count	YTD Net Club Gain	Current Total Members Count	YTD Add	YTD Drop	YTD Net Growth	YTD Net Growth %	Member Count 12 Months Ago	Average Member Count Per Club	% of Clubs with less than 20 members	% No MMR in 3 Months	% No Officer Report in 12 Months	% of Clubs with balance 90+ days	Number of Clubs in Status Quo	% Status Quo Clubs in Financial Suspension				Number of Cancelled Clubs
42	0	1	-1	1,278	69	81	-12	-0.93%	1,247	30	43%	14%	7%	5%	0	0%	1	24	6	0%

* - Cancellation Reasons: 1-Objectives/conduct, 2-Non-active club, 5-Non-existing club, 6-Disbanding, 7-Merger, 8-Financial Suspension, 9-District/Multiple District Dues.

** - Abbreviation: P-President, S-Secretary, T-Treasurer, M-Member Chairperson.

***- Abbreviation: N/R - Not reported through the WMMR. Reports submitted using other methods are not reflected.



Club Health Assessment for District 20 S through January 2011

			Status		Membership							Reports					Finance		LCIF
Club Number	Club Name	Charter Date	Current Status *	Number of Times on Status Quo within 2 years	Current Member Count	YTD Members Added	YTD Members Dropped	YTD Net Growth	YTD Net Growth%	Member Count 12 Months Ago	Avg. length of service for dropped members	Months Since Last MMR ***	Yrs. Since Last Officer Report	President Rotation	No Active Email **	Months Since Last Activity Report ***	Account Balance	Donations for current Fiscal Year	
					If below 15 members appears in red				If net loss is greater than 20% appears in red			If no report in 3 months appears in red	When more than one year appears in red		Notes the officers that do not have an active Email	If no report in 12 months appears in red			
Clubs less than two years old																			
105597	SUFFOLK ASAFA	06/03/2009	Active	1	13	13	17	-4	-23.53%	17	1	3		Same	S,T	8	90+ Days		
105481	WESTHAMPTON BEACH	05/13/2009	Cancelled(8)	2	0	0	21	-21	-100.00%	21	2	1	1	None		N/A	90+ Days		
Clubs more than two years old																			
8533	AMITYVILLE	07/19/1935	Active		12	0	0	0	0.00%	12		16	1	None		N/A	90+ Days		
8534	BABYLON	10/14/1936	Active		76	1	6	-5	-6.17%	82	24	0		New	P,T,M	0			
8536	BAY SHORE	10/08/1931	Active		57	4	0	4	7.55%	51		0		New	P,T	0			
65254	BAYPORT BLUE POINT COMMUNITY	04/02/2002	Active		14	0	0	0	0.00%	15		7		New	S	7			
8538	BLUE POINT BAYPORT	01/24/1968	Active		28	2	2	0	0.00%	28	12	3		New	P,S,M	3			
42645	BRENTWOOD NY ISLANDERS	05/31/1983	Active		23	0	0	0	0.00%	23		9		New	M	15			
8541	BRIDGEHAMPTON	04/23/1948	Active		23	0	0	0	0.00%	23		2		Same		4			
57092	BRIGHTWATERS	06/19/1995	Active		31	3	5	-2	-6.06%	34	15	0		Same	S	0		\$1050.00	
58503	BROOKHAVEN GREAT SOUTH BAY	06/24/1996	Active		26	1	5	-4	-13.33%	28	4	2		None	T	7			
8584	CENTRAL BROOKHAVEN	04/27/1948	Active		17	2	1	1	6.25%	13	2	1		Same		15			
8544	CENTRAL ISLIP	12/14/1945	Active		22	2	0	2	10.00%	20		1		New	T	31			
8545	COLD SPRING HARBOR	02/04/1954	Active		22	2	1	1	4.76%	19	22	0		Same	P,S,T,M	N/R			
8548	CUTCHOQUE	05/14/1970	Active		20	0	1	-1	-4.76%	23	3	2		Same		3			
8549	DEER PARK	05/25/1948	Active		28	2	1	1	3.70%	27	31	0		Same	M	2			
64401	EAST END LIONESS	06/08/2001	Active		43	1	3	-2	-4.44%	48	18	0		New	P,T	6			
8551	EAST HAMPTON	04/21/1949	Active		54	5	0	5	10.20%	45		0		New	P,T,M	40		\$100.00	
8554	FARMINGVL-HOLTSVL J R MARCHESE	07/14/1952	Active		15	0	4	-4	-21.05%	20	9	2		New	T	10			
8555	GREENLAWN	01/05/1951	Active		7	0	2	-2	-22.22%	10	1	1		Same	M	1			
8557	HAMPTON BAYS	05/13/1948	Active		31	2	2	0	0.00%	31	7	0		New	S,T,M	13			
8558	HAUPPAUGE/SMITHTOWN	03/05/1959	Active	1	12	0	0	0	0.00%	12		7		None		63	90+ Days		
8560	HUNTINGTON	10/08/1934	Active		25	0	3	-3	-10.71%	28	23	0		Same	P,T,M	9			
8564	LAKE GROVE	11/23/1964	Active		18	1	4	-3	-14.29%	21	10	2		New	M	7		\$100.00	



Club Health Assessment for District 20 S through January 2011

			Status		Membership							Reports					Finance		LCIF	
Club Number	Club Name	Charter Date	Current Status *	Number of Times on Status Quo within 2 years	Current Member Count	YTD Members Added	YTD Members Dropped	YTD Net Growth	YTD Net Growth%	Member Count 12 Months Ago	Avg. length of service for dropped members	Months Since Last MMR ***	Yrs. Since Last Officer Report	President Rotation	No Active Email **	Months Since Last Activity Report ***	Account Balance	Donations for current Fiscal Year		
					If below 15 members appears in red			If net loss is greater than 20% appears in red			If no report in 3 months appears in red		When more than one year appears in red		Notes the officers that do not have an active Email		If no report in 12 months appears in red			
8566	MASTICS SHIRLEY L C	12/08/1966	Active		11	0	1	-1	-8.33%	12	12	5	1	None			N/A			
8567	MATTITUCK	03/06/1952	Active		79	3	0	3	3.95%	73		0		New		0		\$12000.00		
8574	MEDFORD NORTH PATCHOGUE	05/19/1966	Active		18	4	0	4	28.57%	14		0		New	T,M	0		\$550.00		
8568	MELVILLE	09/25/1953	Active		30	1	2	-1	-3.23%	30	2	0		New	S	0		\$400.00		
8569	MONTAUK POINT	09/08/1949	Active		41	2	1	1	2.50%	39	12	0		Same	P,T,M	N/R				
8571	NORTH BABYLON	09/16/1952	Active	1	9	0	5	-5	-35.71%	14	3	0		Same	T,M	38				
8588	NORTH SEA	11/21/1968	Active		23	0	0	0	0.00%	24		1		New	P	1				
8576	NORTHPORT CENTERPORT	06/20/1944	Active		14	0	0	0	0.00%	13		0		Same	P,M	8		\$100.00		
8578	PATCHOGUE	01/16/1947	Active		79	0	2	-2	-2.47%	86	21	0		New		1				
77410	PATCHOGUE LIONESS	07/29/2003	Active		34	0	6	-6	-15.00%	40	4	0		New	P,T,M	0		\$1000.00		
8580	PORT JEFFERSON	04/08/1946	Active		44	1	13	-12	-21.43%	55	10	1		New		1		\$15.00		
8581	RIVERHEAD	03/10/1947	Active		22	0	0	0	0.00%	22		0		Same		0				
8582	ROCKY POINT	05/04/1955	Active		40	4	9	-5	-11.11%	42	3	0		New		0		\$75.00		
8583	SAG HARBOR	01/26/1954	Active		34	3	1	2	6.25%	33	52	0		Same	P,M	N/R				
8585	SHELTER ISLAND	10/04/1950	Active		87	4	5	-1	-1.14%	84	10	0		New	P,T	14		\$100.00		
8537	SOUTH COUNTRY L C	04/27/1949	Active		26	0	1	-1	-3.70%	27	11	1		Same	P,T	N/R				
8587	SOUTHAMPTON	06/22/1948	Active		24	0	0	0	0.00%	20		7		New		8	90+ Days			
62259	SUFFOLK SOUTH SHORE	07/20/1999	Active		34	6	6	0	0.00%	34	5	0		New		7				
8592	THE ISLIPS	10/24/1946	Active		18	1	1	0	0.00%	19	25	0		New	M	7		\$3475.00		
8593	THE MORICHES	02/12/1951	Active		10	0	0	0	0.00%	9		1		Same		N/R				
8597	WEST BABYLON	06/12/1950	Active		30	2	4	-2	-6.25%	32	15	0	1	None		N/A				
Current Total Clubs Count	YTD New Clubs Count	YTD Cancelled Clubs Count	YTD Net Club Gain	Current Total Members Count	YTD Add	YTD Drop	YTD Net Growth	YTD Net Growth %	Member Count 12 Months Ago	Average Member Count Per Club	% of Clubs with less than 20 members	% No MMR in 3 Months	% No Officer Report in 12 Months	% of Clubs with balance 90+ days	Number of Clubs in Status Quo	% Status Quo Clubs in Financial Suspension	Number of Cancelled Clubs	Average Cancelled Club Age	Members Lost Due to Cancellation	% of Clubs Cancelled for Non-Financial Reasons
44	0	1	-1	1,324	72	135	-63	-4.54%	1,373	30	32%	18%	7%	9%	0	0%	1	2	21	0%



Club Health Assessment for District 20 S through January 2011

			Status		Membership							Reports					Finance	LCIF
Club Number	Club Name	Charter Date	Current Status *	Number of Times on Status Quo within 2 years	Current Member Count	YTD Members Added	YTD Members Dropped	YTD Net Growth	YTD Net Growth%	Member Count 12 Months Ago	Avg. length of service for dropped members	Months Since Last MMR ***	Yrs. Since Last Officer Report	President Rotation	No Active Email **	Months Since Last Activity Report ***	Account Balance	Donations for current Fiscal Year
					If below 15 members appears in red					If net loss is greater than 20% appears in red		If no report in 3 months appears in red	When more than one year appears in red		Notes the officers that do not have an active Email	If no report in 12 months appears in red		

* - Cancellation Reasons: 1-Objectives/conduct, 2-Non-active club, 5-Non-existing club, 6-Disbanding, 7-Merger, 8-Financial Suspension, 9-District/Multiple District Dues.

** - Abbreviation: P-President, S-Secretary, T-Treasurer, M-Member Chairperson.

***- Abbreviation: N/R - Not reported through the WMMR. Reports submitted using other methods are not reflected.